

# **InBetween**

## INTERNSHIP REPORT

Prasad Tawde  
1957

**REPORT OF INTERNSHIP DONE AT  
INBETWEEN SOFTWARE DEVELOPMENT PVT.  
LTD.**

SUBMITTED BY:

Prasad Tawde

1957

UNDER THE GUIDANCE OF

Ms. Deeksha Mulgaonkar  
(Web Architect)

Ms. Niveditha Praveen  
(Director)



InBetween Software Development Pvt. Ltd.

InBetween Software Development Pvt. Ltd.  
www.inbetween.com  
Direct Contact :  
niveditha.praveen@inbetween.com  
Mob: +91 - 8600043323

May 31, 2022

**To Whomsoever It May Concern**

This is to certify that Mr. Prasad Tawde is undergoing industrial training as an intern at InBetween software development private limited since january 10, 2022 to expected date of completion july 8, 2022 under the guidance of Ms. Deeksha Mulgaonkar, web architect.


The details of his internship with InBetween software development private limited is given below:

Project title: "Publication Wizard Project"

Tasks handled -1) Bug fixing  
2) Responsiveness  
3)Handled Functionality using Angular

For InBetween Software Development Pvt Ltd

Niveditha Praveen  
Director




**Director Software Development**  
Niveditha Praveen  
+91-8600043323  
niveditha.praveen@inbetween.com

**Managing Director**  
Alexander Dressler  
alexander.dressler@inbetween.de

**Office Address :**  
311, Shiv Towers,  
EDC Patto Plaza, Panjim  
Goa 403001, India

# GOA UNIVERSITY



## GOA BUSINESS SCHOOL

### CERTIFICATE OF EVALUATION

This is to certify that Mr. Prasad Tawde has been evaluated for the project work titled “Report of Internship done at InBetween Software Development Pvt Ltd” undertaken at , Goa in partial fulfillment for the award of the degree in Master of Computer Application.

---

Examiner 1

---

Examiner 2

Place: Goa University

Date:

---

Dean, Goa Business School

## Acknowledgement

Interning in a company is a golden opportunity for learning and self development specially to have so many wonderful people led me through this internship period. The internship wouldn't be complete without expressing my gratitude and appreciation to all the people who made it possible.

My sincere gratitude to the Mrs. Niveditha Praveen (Director, InBetween) and Mrs. Rebecca Fernandes (HR, InBetween) for giving me this opportunity to work with such an incredible and hardworking team at InBetween.

My greatest appreciation to Miss. Deeksha Mulgaonkar (Web Architect, InBetween) for being an excellent mentor and assigning me with interesting and challenging tasks and giving me constant motivation, advice and guidance.

I would again like to express my deepest gratitude and special thanks to all my team members and colleagues, who in spite of being busy with their duties, took time out to hear, guide and keep me on the correct path. Each of them helped me to go through a challenging environment which helped me to learn and grow.

I would like extend my gratitude to Mr. Ramdas Karmali (Prof and TPO, DCST, Goa University), and Mr. Jarret Fernandes (Prof, DCST, Goa University) and all the teaching and non-teaching staff of DCST for their constant encouragement and support.

# Table of Contents

1. Introduction	7
2. Company Profile	8
3. Project: Publication Wizard	10
4. My Contribution	13
5. Tools and Technology use	14
6. Timeline	16
7. My Learning/ Experience of internship	19
8. References	20

## Introduction

This report is a short description of my full-time on-site internship at InBetween Software Development Pvt Ltd. I joined as an Intern at InBetween Software Development Pvt Ltd in January 2022. This report contains necessary information about the organization, the projects and small tasks I worked on and completed in this internship period.

This report highlights my learning, experience and my contributions to the organization as an Intern. This will describe the knowledge that I gained by successfully completing the tasks that were assigned to me.

I will be talking about my contributions in project and other small tasks that were assigned to me. I'll also be talking about the tools and technologies that were used followed by my internship timeline. Finally, I'll be winding up with my personal experience and how it helped me grow in my personal and professional areas.

## Company Profile

InBetween Deutschland GmbH is a global leader in Database Publishing solutions. 30 years InBetween has been synonymous with high performance dynamic and database publishing. The standard software InBetween is able to create catalogs, brochures, datasheets, price lists, and many more types of media in a rule-based, automated, and format-independent manner and in a variety of outputs formats. With InBetween, your publications for marketing, sales as well as your technical documentation can be created more easily, faster, and more efficient throughout the entire company. You are not only saving a lot of time and money but also nerves.



As an owner-managed company, we put great emphasis on a long-term value- and profit-oriented investment and growth strategy. Therefore, strong cooperation with our partners plays a key role in our expansion and for building up an international presence. With our competent marketing-, sales- and support team headquartered in Stuttgart and an extensive partner network on several continents, we are able to offer you all the advantages of an efficient publication process as well as related services anywhere you want.

Our top-class development team at InBetween Software Development Pvt Ltd in Goa makes sure your requirements and our own ideas regarding new functions will be put into action. Through our software maintenance customers regularly receive enhanced and improved



software versions. Because the further development of a software is just as important as what you buy today.

More than 200 companies worldwide across over 100 industries already benefit by using the database-supported cross-media publishing provided by the market leader, InBetween. Our knowledge of the special requirements in the various branches and continuous further development of InBetween made this success possible. Today, InBetween is a mature technological standard solution for all aspects of modern database and Dynamic-Publishing.

# Project: Publication Wizard

## Overview:

Publication Wizard is our UI client, where a user can do lot of things like ,Open Publication and edit it, Duplicate Publication, Create New Publication, modifying pages, convert the page into Indesign, change data source etc.

User can even generate the pages into different output formats , just like Desktop app Project Editor. Multiple pages generation are possible too.

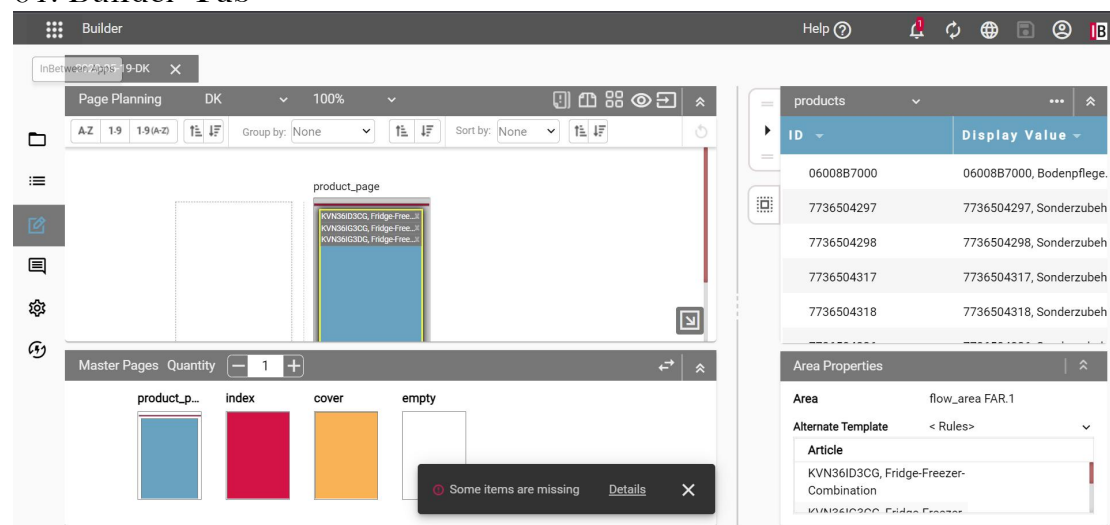
## Problem Statement:

Front end: I was asked to handle the bugs in the existing functionality.

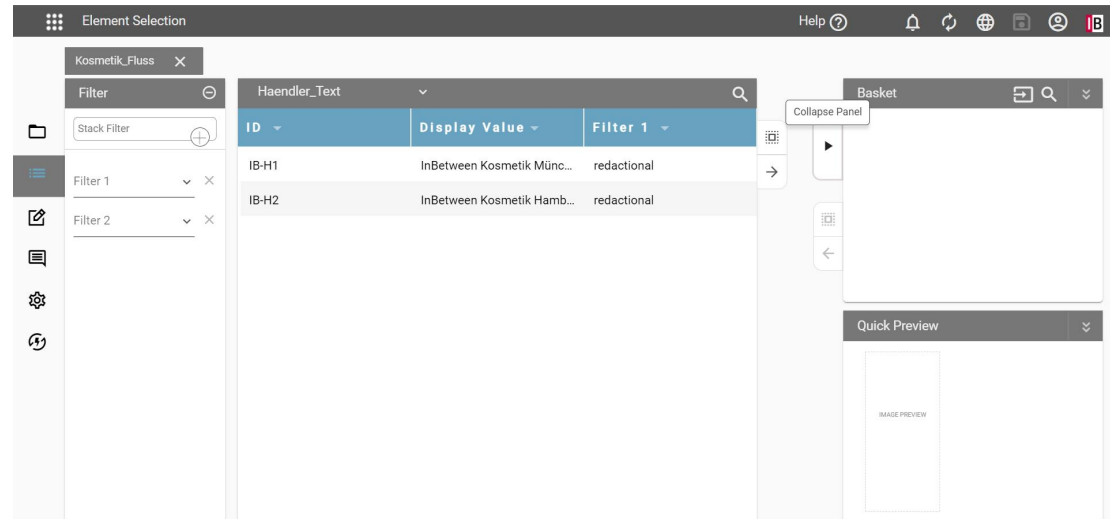
## Tools and Technologies Used:

- Angular 9
- HTML, CSS, JavaScript
- Material UI, Bootstrap
- SVN
- Gradle

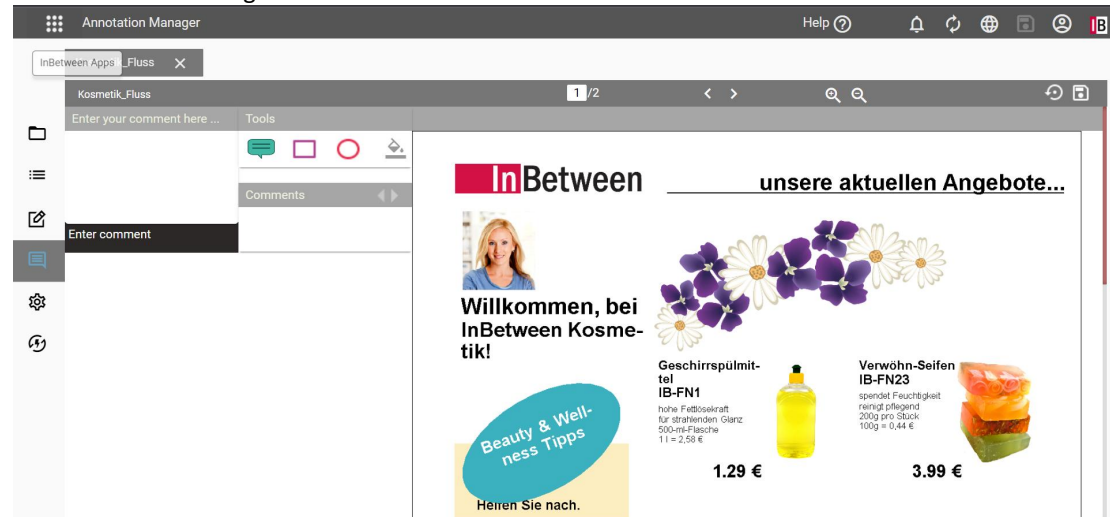
## 01. Builder Tab



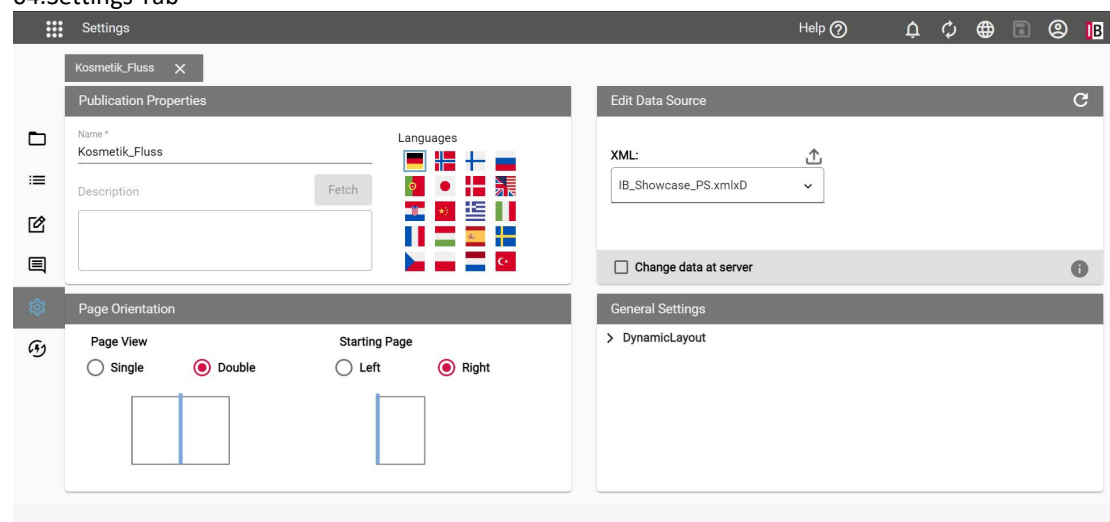
## 02. Element Selection tab



## 03. Annotation Manager



## 04. Settings Tab



## 05.Generate Tab

Generate

Help

Kosmetik\_Fluss

Publication Preview

Kosmetik\_Fluss

InBetween ...

IB-FN1.Geschirrspulmittel

IB-FN12.Zahncreme

IB-FN2.Duschgel

IB-FN22.Oliven-Seife

IB-FN23.Verwöhn-Seifen

IB-FN3.Waschmittel

IB-FN4.Haarschampoo

IB-FN5.Seife

1/2

Generate Output

Output Formats

Log Languages

Generate

Joblist

GENERATION

USER

DETAILS

DATE/TIME

Rows per page : 5

0 of 0

|&lt;

&lt;

&gt;

&gt;|

## My Contribution

I was working as a web developer on the project. When I joined project was already developed, most of the features were already developed and were running, so I was given a task to work on them.

This includes

- ✓ Understanding the code architecture of project
- ✓ Understand the change requirements
- ✓ Increase efficiency and performance of project

My contribution started with understanding the project and the work flow of the code and why it was needed. I had to understand the modules which was already created by my seniors and to get familiar with it.

I had the opportunity to work with various interactive features like Drag drop, optimization, customization, Filtering of data etc. All these tasks tested my coding skills. With also challenging me with time bound completing of the task.

## Tools and Technology used



### Angular

Angular is an application design framework and development platform for creating efficient and sophisticated single-page apps.




### Jira

Jira is a proprietary issue tracking product developed by Atlassian that allows bug tracking and agile project management.



### Redux

Redux is an open-source JavaScript library for managing application state. It is most commonly used with libraries such as React or Angular for building user interfaces.



### TypeScript


TypeScript is an open-source programming language developed and maintained by Microsoft. It is a strict syntactical superset of JavaScript and adds optional static typing to the language. TypeScript is designed for development of large applications and transcompiles to JavaScript.



### SonarQube

SonarQube is an open-source platform developed by SonarSource for continuous inspection of code quality to perform automatic reviews with static analysis of code to detect bugs, code smells, and security vulnerabilities on 20+ programming languages.

## Tortoise SVN



TortoiseSVN is a really easy to use Revision control / version control / source control software for Windows. It is based on Apache™ Subversion (SVN)® TortoiseSVN provides a nice and easy user interface for Subversion. It is developed under the GPL. Which means it is completely free for anyone to use, including in a commercial environment, without any restriction. The source code is also freely available, so you can even develop your own version if you wish to.

## Gradle



Gradle is an open-source build automation system that builds upon the concepts of Apache Ant and Apache Maven and introduces a Groovy-based domain-specific language instead of the XML form used by Maven for declaring the project configuration.

## Npm



npm is a package manager for the JavaScript programming language. It is the default package manager for the JavaScript runtime environment Node.js.

## Timeline

### Jan 2022

- Week 1:
  1. Orientation related to the company.
  2. Work ethics and rules regulation understanding.
  3. Overview the products of the company
- Week 2:
  1. Creating sample project in Project Editor
  2. Knowledge transfer on jira and created first ticket
  3. Playing around with the options in Project Editor
- Week 3:
  1. Generated files in different formats using InBetween publication wizard, url generator.
  2. Knowledge transfer on Batch Clients
  3. Knowledge transfer sessions on Gradle.
- Week 4:
  1. Knowledge transfer on best web practices and how to write code efficiently , considering the time complexity.
  2. Started learning angular , created tour of heroes app
  3. Knowledge transfer sessions on Publisher and Admin.

### Feb 2022

- Week 1:
  1. Got in depth knowledge transfer sessions on Publication Wizard.
  2. Knowledge transfer sessions on Tortoise SVN, how to commit the code in branch , how to resolve the conflicts and other features of Tortoise SVN
- Week 2:
  1. Attended the first Retrospective and Sprint Planning meeting
  2. Worked on the first bug ticket assigned to me on Publication Wizard
  3. Solved bugs committed them so QA can test them
- Week 3:
  1. Solved more bugs



2. Watched training videos to better understands the products of InBetween

- Week 4:
  1. Attended Brainstorming session
  2. Worked on bug tickets

## **March 2022**

- Week 1:
  1. Solved bugs like component struck on loading animation
  2. Fixed Tooltip related issue on Publication Wizard in one of the component
- Week 2:
  1. Worked on implementation on tooltips on Publication Wizard
  2. Fixed some more bugs
  3. Attended Sprint retrospective and Sprint Planning
- Week 3:
  1. Fixed bug like notification message not displaying
  2. Fixed ui flickering on Edge browser
  3. Fixed Preview pages related bugs and inconsistent behaviour on page planning
- Week 4:
  1. Worked on UI customization tickets

## **April 2022**

- Week 1:
  1. Attended Sprint retrospective and Sprint Planning
  2. Worked on the tickets assigned to me
- Week 2:
  1. Fixed UI flickering issue when page was reloaded
  2. Worked on Customization tickets
  3. Understood life-cycle hooks and applied life-cycle hooks on the Project
- Week 3:
  1. Worked on issue where data was getting hidden if deleted
  2. Worked on issue where changes made in Publication Wizard not reflecting in In Design

- Week 4:
  1. Attended Outbound Training Session on Team Building
  2. Worked on Page Zoom related ticket
  3. Fixed issue of Tooltip in IB Publisher

## **May 2022**

- Week 1:
  1. Fixed issues like scroll bar not adjusting when section is resized
  2. Worked on Tooltips issue on Publisher
- Week 2:
  1. Attended Sprint retrospective and Sprint Planning
  2. Fixed ui issue for sorting data
  3. Implementation and unifying of tooltips in Publication Wizard and Marketing Board updated all the tooltips with Material Tooltips
- Week 3:
  1. Working on data Filter related tickets implemented the missing logic for filtering of data.
  2. Fixed some UI related issues
- Week 4:
  1. Implementation of tooltips of sort bar
  2. Fixed alignment of vertical scroll bar in Page Planning

## **June 2022**

- Week 1:
- Fixed responsiveness and alignments of Popup window

## My Learning/ Experience of internship

My Internship at InBetween has been a wonderful and growing experience. Facing newer challenges every day is a norm here at InBetween. An un-dying hunger to learn more is something that is cultivated in employees here. Being in industry and working on live projects is not something one learns but experiences. At InBetween, I was never restricted to just my team. I was provided freedom to interact, consult seek help and guidance, etc. from any colleague.

At InBetween we had events/activities like

- Team Building
- Brainstorming sessions

Also I was awarded as Star Performer for the Sprint, which motivated me to achieve bigger things, contribute more to InBetween.



## References

1. <https://stackoverflow.com/>
2. <https://angular.io/docs/>
3. <https://www.w3schools.com/>
4. <https://developer.mozilla.org/en-US/>
5. <https://developer.mozilla.org/en-US/docs/Learn/JavaScript>