



## *Internship Report*

*Yaser Shaikh*

*2060*

# *REPORT OF INTERNSHIP DONE AT ZAPCOM SOLUTIONS PRIVATE LIMITED*

*SUBMITTED BY  
YASER SHAIKH  
2060*

*UNDER THE GUIDANCE OF*

*Mr. Aravind A  
(Solutions Architect, Zapcom)*

*Mr. Rahul Mishra  
(Tech Lead, Zapcom)*



GOA UNIVERSITY



GOA BUSINESS SCHOOL

### CERTIFICATE OF EVALUATION

This is to certify that Mr. Yaser Imtiyaz Ahmed Shaikh has been evaluated for the project work titled "Report of Internship done at ZapCom Solutions Private Limited, " undertaken at ZapCom Solutions Private Limited, Bangalore in partial fulfillment for the award of the degree in Master of Computer Application.

Examiner 1

Examiner 2

[Kiran Kulkarni]

Place: Goa University

Date: 16th June 2023

Dean, Goa Business School



1<sup>st</sup> June 2023

**TO WHOMSOEVER IT MAY CONCERN**

This is to inform you that **Mr. Yaser Imtiyaz Ahmed Shaikh**, student of Master of Computer Applications (MCA) of Goa University, Goa, is currently undergoing his final semester project (Semester VI/V) at our company, **Zapcom Solutions Pvt. Ltd** from 4<sup>th</sup> January, 2023.

During his tenure he has met the expectations of his team lead/mentor/guide and found to be regular and sincere.

This letter is being issued on his request to be submitted with the project report at Goa University.

The final internship completion letter will be provided on completing his internship.

For Zapcom Solutions Pvt. Ltd.

**Srinivas Reddy Kothakota**  
Chief Operating Officer



INDIA  
Zapcom Solutions Pvt. Ltd  
9<sup>th</sup> Floor, Gamma Tower, Sigma Soft Tech Park,  
Whitefield, Bangalore - 560066  
Ph: +91-80-67232300

[www.zapcom.com](http://www.zapcom.com)

USA  
Zapcom Group Inc.  
105 Decker Court, Ste. 810 Irving,  
TX 75062.  
Ph: (972)441-2081



## *Internship Report*

*Yaser Shaikh*

*2060*

# *REPORT OF INTERNSHIP DONE AT ZAPCOM SOLUTIONS PRIVATE LIMITED*

*SUBMITTED BY  
YASER SHAIKH  
2060*

*UNDER THE GUIDANCE OF*

*Mr. Aravind A  
(Solutions Architect, Zapcom)*

*Mr. Rahul Mishra  
(Tech Lead, Zapcom)*

GOA UNIVERSITY



GOA BUSINESS SCHOOL

### **CERTIFICATE OF EVALUATION**

*This is to certify that Mr. Yaser Imtiyaz Ahmed Shaikh has been evaluated for the project work titled "Report of Internship done at ZapCom Solutions Private Limited, " undertaken at ZapCom Solutions Private Limited, Bangalore in partial fulfillment for the award of the degree in Master of Computer Application.*

---

*Examiner 1*

---

*Examiner 2*

*Place: Goa University*

*Date: 16th June 2023*

---

*Dean, Goa Business School*





1<sup>st</sup> June 2023

**TO WHOMSOEVER IT MAY CONCERN**

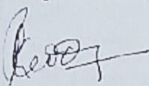
This is to inform you that **Mr. Yaser Imtiyaz Ahmed Shaikh**, student of Master of Computer Applications (MCA) of Goa University, Goa, is currently undergoing his final semester project (Semester VI/V) at our company, **Zapcom Solutions Pvt. Ltd** from 4<sup>th</sup> January, 2023.


During his tenure he has met the expectations of his team lead/mentor/guide and found to be regular and sincere.

This letter is being issued on his request to be submitted with the project report at Goa University.

The final internship completion letter will be provided on completing his internship.

**For Zapcom Solutions Pvt. Ltd.**

  
**Srinivas Reddy Kothakota**  
Chief Operating Officer



INDIA  
Zapcom Solutions Pvt. Ltd  
9<sup>th</sup> Floor, Gamma Tower, Sigma Soft Tech Park,  
Whitefield, Bangalore - 560066  
Ph: +91-80-67232300

[www.zapcg.com](http://www.zapcg.com)

USA  
Zapcom Group Inc.  
105 Decker Court, Ste. 810 Irving,  
TX 75062.  
Ph: (972)441-2081



## **Introduction**

*This report is a short description of my full-time on-site internship at Zapcom, Bangalore. I Joined as an intern at Zapcom on 4th of January 2023. This Report contains necessary information about the organization, the Internal and mini projects I worked on and the other tasks and special training I Completed during the internship period.*

*In the chapters that we follow, I will talk about the company, the work here, the culture, etc. Then, I shall elaborate on the internal project I worked on, a brief information about the projects, the features I built and the tasks I completed for those features.*

*This report highlights my learning experience and my contributions to the organization as an intern. This will describe the knowledge that I gained by successfully completing the tasks that were assigned to me.*

*I'll also be talking about the tools and technologies that were used followed by my internship timeline.*

*I shall conclude by sharing my experience and how it has helped me to grow, both, on the personal and professional front.*

### **Table of Contents:**

<i>Sr No.</i>	<i>Content</i>	<i>Page No</i>
<i>1</i>	<i>Introduction</i>	<i>5</i>
<i>2</i>	<i>Table of Contents</i>	<i>6,7</i>
<i>3</i>	<i>Acknowledgement</i>	<i>8</i>
<i>4</i>	<i>Company Profile</i>	<i>9,10,11</i>
<i>5</i>	<i>Project - Internal (zapcom lunch Booking)</i> <ul style="list-style-type: none"><li>• <i>Overview:</i></li><li>• <i>Tools and Technologies</i></li><li>• <i>My Contributions</i></li></ul>	<i>12,14</i>
<i>6</i>	<i>Other Tasks:</i> <ul style="list-style-type: none"><li>• <i>Real Estate Website</i><ul style="list-style-type: none"><li>○ <i>OverView</i></li><li>○ <i>Problem Statement</i></li><li>○ <i>Tools Used</i></li></ul></li><li>• <i>Portfolio Site</i><ul style="list-style-type: none"><li>○ <i>OverView</i></li><li>○ <i>Problem Statement</i></li><li>○ <i>Tools Used</i></li></ul></li><li>• <i>Online Food Order Site</i><ul style="list-style-type: none"><li>○ <i>OverView</i></li><li>○ <i>Problem Statement</i></li><li>○ <i>Tools Used</i></li></ul></li><li>• <i>ToDo List</i><ul style="list-style-type: none"><li>○ <i>OverView</i></li></ul></li></ul>	<i>15-27</i>

7	<i>Certificates and Trainings Completed under internship and Self Study</i> <ul style="list-style-type: none"> <li>• <i>LinkedIn Learning Courses</i></li> </ul>	28
8	<i>Tools and Technologies Used</i> <ul style="list-style-type: none"> <li>• <i>Sql Server Management Studio</i></li> <li>• <i>Jquery</i></li> <li>• <i>Ajax</i></li> <li>• <i>Swagger</i></li> <li>• <i>Postman</i></li> <li>• <i>Git</i></li> <li>• <i>VS Code</i></li> <li>• <i>Visual Studio 2022</i></li> <li>• <i>Sweet Alert</i></li> <li>• <i>Crypto JS</i></li> <li>• <i>Entity Framework</i></li> <li>• <i>Cron Job Scheduling using Quartz</i></li> <li>• <i>ASP.NET MVC CORE</i></li> <li>• <i>SOLID Principles</i></li> <li>• <i>Design Patterns</i></li> <li>• <i>Signal R</i></li> <li>• <i>HTML</i></li> <li>• <i>CSS</i></li> <li>• <i>Javascript</i></li> <li>• <i>C#</i></li> <li>• <i>Figma</i></li> <li>• <i>Android Studio</i></li> <li>• <i>Xcode</i></li> </ul>	29-32
9	<i>Project Timeline/ Project Diary</i> <ul style="list-style-type: none"> <li>• <i>January 2023</i></li> <li>• <i>February 2023</i></li> <li>• <i>March 2023</i></li> <li>• <i>April 2023</i></li> <li>• <i>May 2023</i></li> <li>• <i>June 2023</i></li> <li>• <i>My Reflections/ Experiences of Internship</i></li> <li>• <i>References</i></li> </ul>	33,37

## **Acknowledgement**

*This Internship has been a life changing opportunity for me and I would like to express my gratitude to everyone without whom I wouldn't have been able to come this far.*

*I would like to thank you Mr. Kishore Pallamreddy (CEO, zapcom) for giving me the opportunity to intern at Zapcom.*

*My sincerest gratitude to Mr. Aravind A(Solutions Architect, Zapcom for being a great manager and believing in me and Mr. Rahul Mishra (Tech Lead, Zapcom) for being an amazing mentor and giving me all the necessary guidance and support.*

*A big thank you to Mr Srinivas Kothakota (Sr.VP & COO, Zapcom), Ms Savitha Cariappa (HR Admin manager, ZapCom) and Ms Vanessa Crasto (Associate HR Generalist, Zapcom) and the rest of the HR team who helped us settle in and made us feel at home in ZapCom.*

*I would also like to convey my deepest gratitude to my seniors from Goa University, and now colleagues in Zapcom, who made us comfortable in a new city and in this new phase of life.*

*I thank Mr. Hanumant Harichandra Redkar (Assistant Professor, MCA, Goa BUiness School, Goa University), Mr. Ramdas Karmali (Professor, MCA, Goa Business School, Goa University) and all the faculty of MCA, Goa University for their constant encouragement and support during the internship.*

*I will forever be indebted to my family and friends for encouraging me to pursue this internship and grow personally and professionally, their constant love and support will be deeply cherished.*

*Finally, I'd to thank you my Zapcom Family for their constant support, guidance and encouragement, which I will always be grateful for.*

*- Yaser Shaikh*



## **Company Profile**

*Zapcom is a global Product Engineering and Technology Services company that design and develops custom software solutions, enabling partners to achieve their business goals.*

*Globally specialized in building scalable platforms for Travel, hospitality, Fin-Tech and Retail; Zapcom is made up of high performing team with competency in disruptive innovative ideas and emerging technologies.*

*Offices:*

*Headquarters:*

- *Dublin - california, USA*

*Support offices:*

- *Bangalore,Hyderabad - India.*
- *Dallas - Texas,USA*
- *Heredia - Costa Rica*

*With Extensive experience in understanding the digital economy, Zapcom is strategically placed to help clients deliver better products, services and business through Disruptive Technologies, Insights & Processes. By hiring the right people, motivating them to give their best and fostering an environment of continuous learning, innovation, mutual trust and fun, we are able to achieve exceptional productivity and results.*



## Current Openings

### India

Information Security Officer	Scrum Master	UI Developer	Java Microservices Lead
Data Integration Engineer	Devops Engineer	SDET Engineer	Dot Net Developer
Platform Architect	ServiceNow Developer – HR Module	Data Analyst	React Native Developer
Solution Architect	Appian Developer	Salesforce developer	NetSuite Developer
MS Dynamics CRM with Azure	Java Full Stack Developer		

### USA

Scrum Master	Data Architect	QA Engineer	Azure Cloud Solutions Lead
SDET Engineer	Solution Architect	Platform Architect	



*Some of our clients Include:*



## **Project - Zapcom Lunch (Internal Project)**

### **Overview:**

*Zapcom Lunch Project is all about booking a lunch online. The Idea behind building this project is to showcase the Menu to the employees based on the current day and week. The Employees can also give Feedback based on the previous day meal. The Admin is responsible for Managing the food like Updating, Adding and Deleting whenever the Menu gets changed based on the Availability of Food Items in the Restaurant and also to get the count of people who have booked and to share the count restaurant. The Admin Also shares the Feedback of Employees to the restaurant based on their perspective.*

### **Tools and Technologies**

- *Asp.net MVC core (.net 7)*
- *Entity Framework*
- *SOLID Principles*
- *Design Pattern*
- *Cron Job Scheduling*
- *Sweet Alert For Alert Boxes*
- *Jquery and Ajax API for CRUD Operations*
- *Postman*
- *VS Code*
- *Visual Studio 2022*

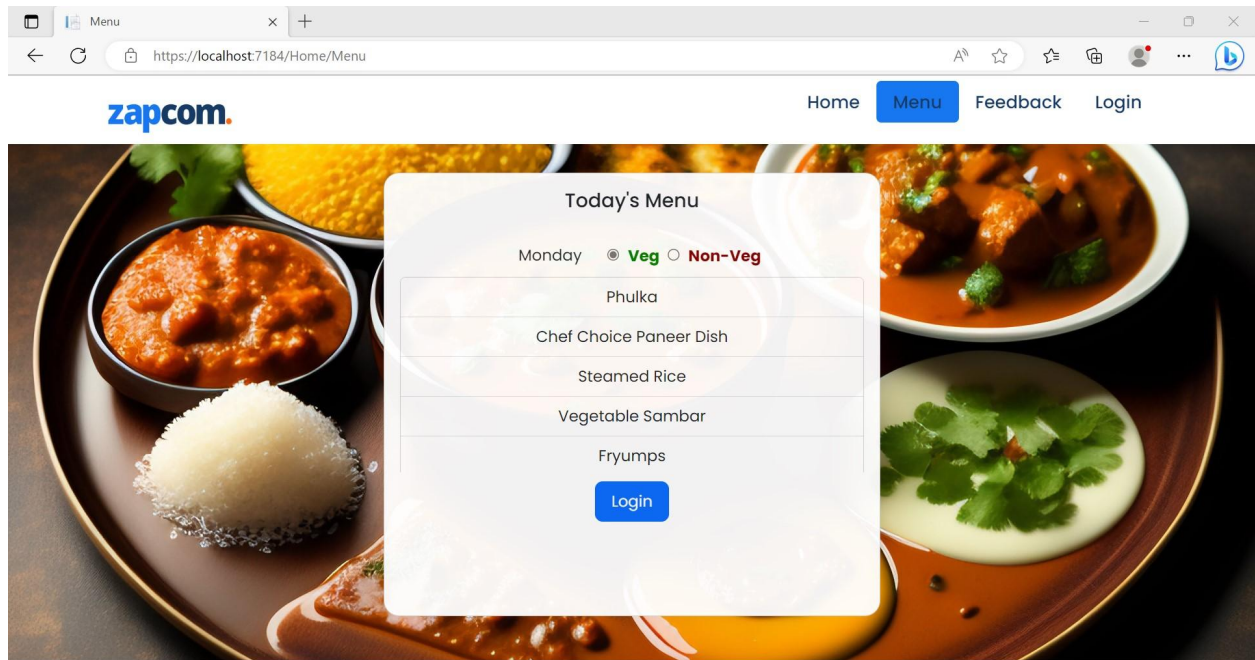
### **Project Contributors:**

- *I have developed the API for Crud Operations using AJAX and JQuery to Manage the data where the data would be in JSON Format .*
- *I have worked on the controllers to send the Data to the repository using interface by following the SOLID Principles*
- *I have used Entity Framework for the Database using Database Context.*



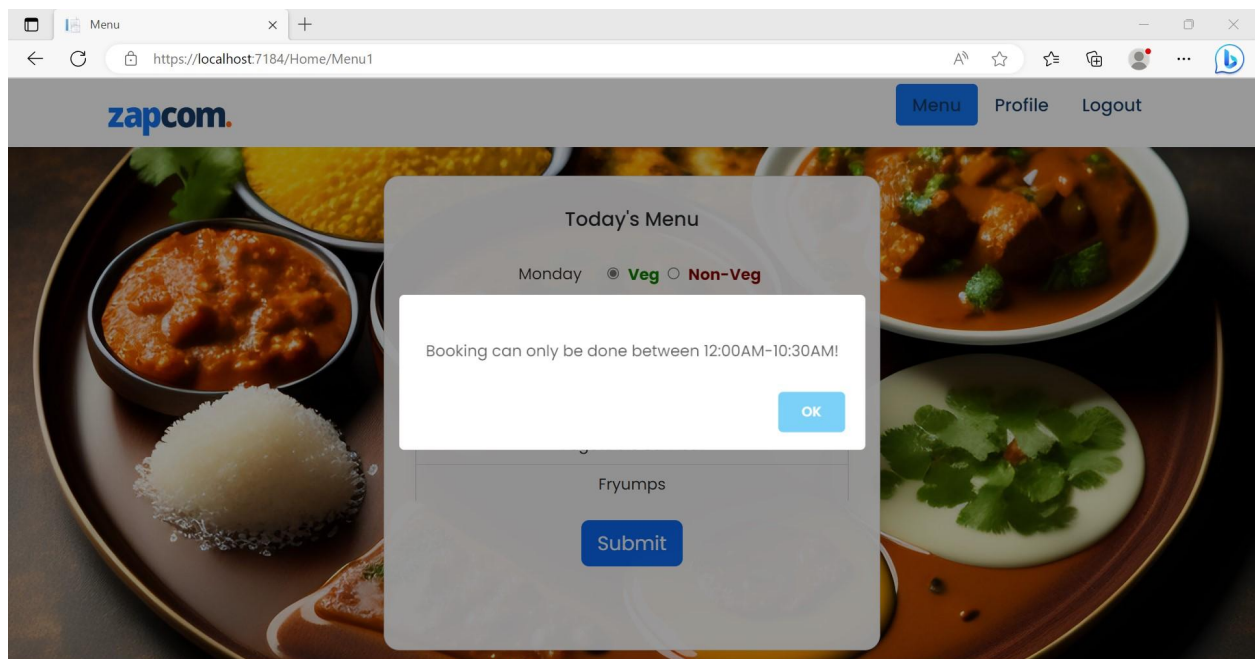
## Check Menu:

*This page shows the Menu for the day where employees can decide whether to book or not based on today's Menu.*



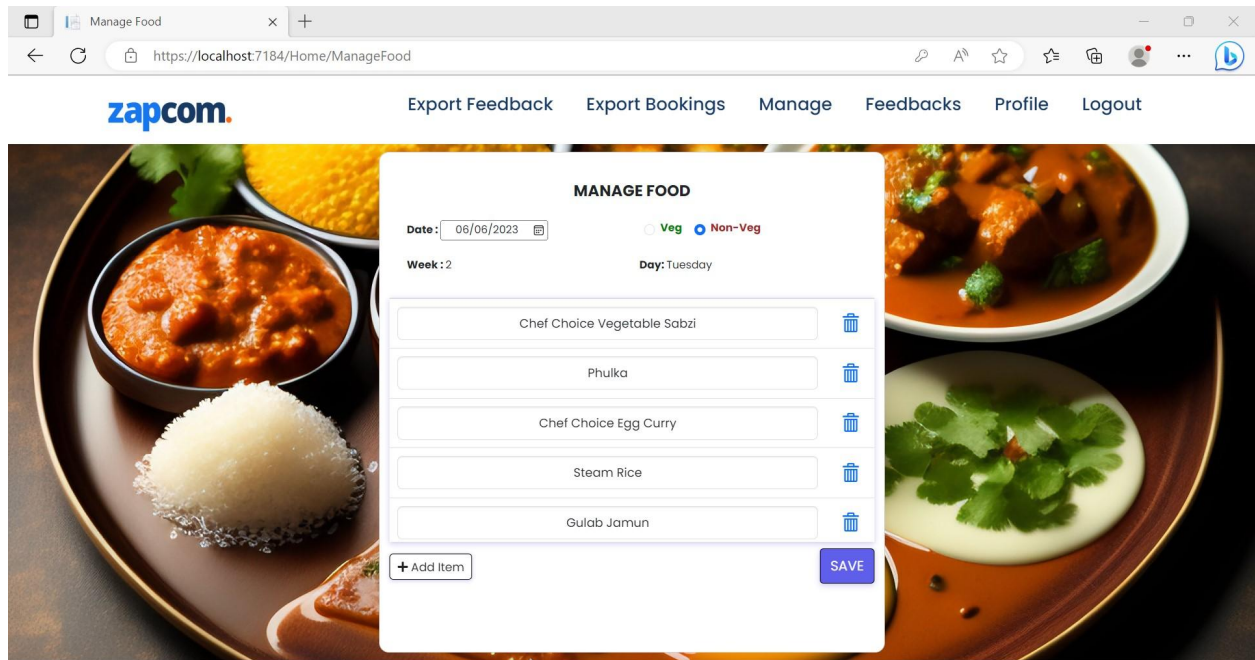
## Booking Page:

*In this Page the employee does the booking which is available at a specific time .*



## Managing Food:

*This page is Handled by Admin and the purpose of this page is to Add/Delete/Remove Food Items based on the Availability in the Restaurant.*



The screenshot displays a web browser window with the address bar showing `https://localhost:7184/Home/ManageFood`. The page features a navigation bar with the **zapcom.** logo and links for [Export Feedback](#), [Export Bookings](#), [Manage](#), [Feedbacks](#), [Profile](#), and [Logout](#).

The main content area is a modal titled **MANAGE FOOD** overlaid on a background image of a traditional Indian thali. The modal includes the following elements:

- Date:** A date picker set to 06/06/2023.
- Filters:** Radio buttons for **Veg** (selected) and **Non-Veg**.
- Week:** A label indicating **Week: 2**.
- Day:** A label indicating **Day: Tuesday**.
- Food Items List:** A table with five rows, each containing a food item name and a delete icon (trash can):

Food Item	Action
Chef Choice Vegetable Sabzi	Delete
Phulka	Delete
Chef Choice Egg Curry	Delete
Steam Rice	Delete
Gulab Jamun	Delete
- Buttons:** A **+ Add Item** button at the bottom left and a **SAVE** button at the bottom right.

## **Other Tasks:**

### **1) RealEstate API**

- *Overview:*

*A WebAPI to Fetch all the Properties Details available at a particular location.*

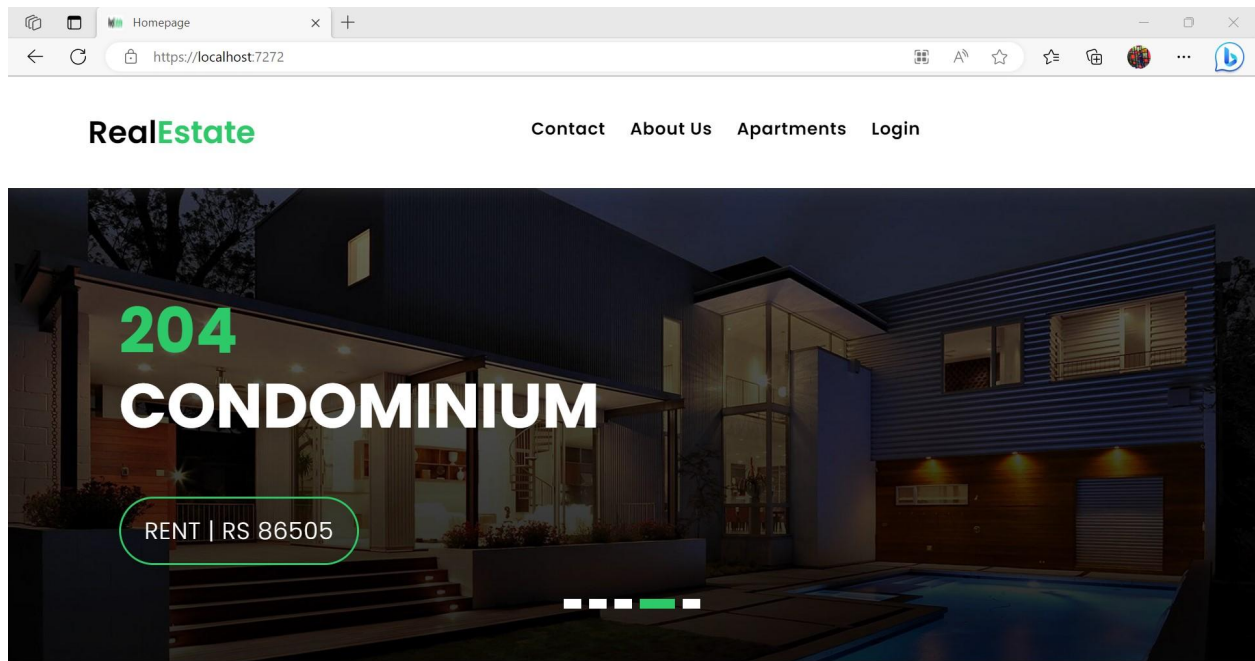
- *Problem Statement:*

*To Help People To find Best Properties baked on their location of choice at affordable prices.*

- *Tools and technologies:*

- *Asp.net MVC Core and Postman*

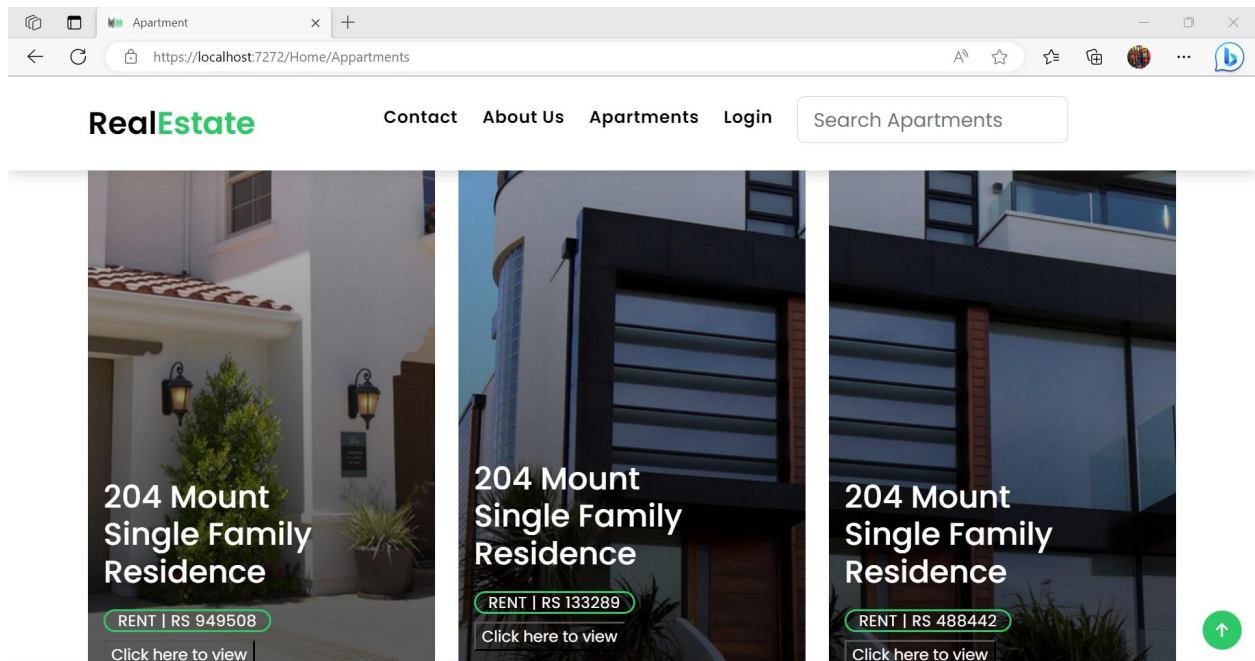
## Displays latest Properties



*In The above Image, it shows the latest property which has been added into the site. The Property is added based on the API call's from the live server which contains Json data and it is Serialised and then the data is stored into database. The Database then fetches the latest 5 added properties from Database and displays them over here.*

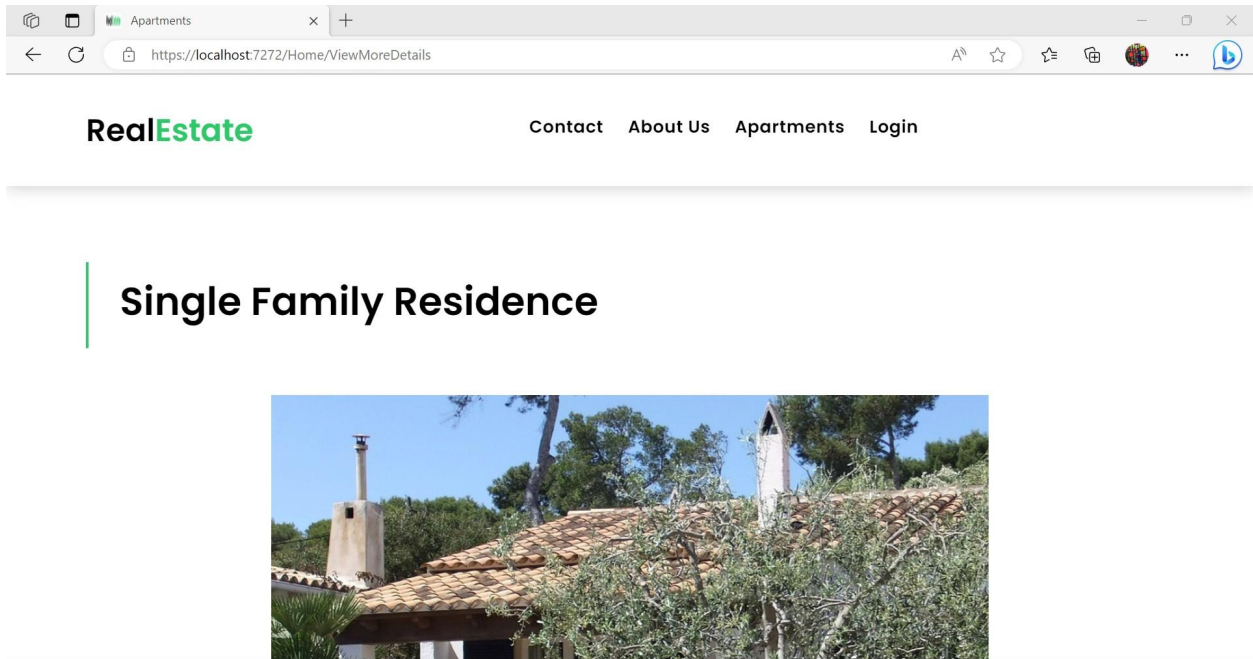


## Shows All The Properties:

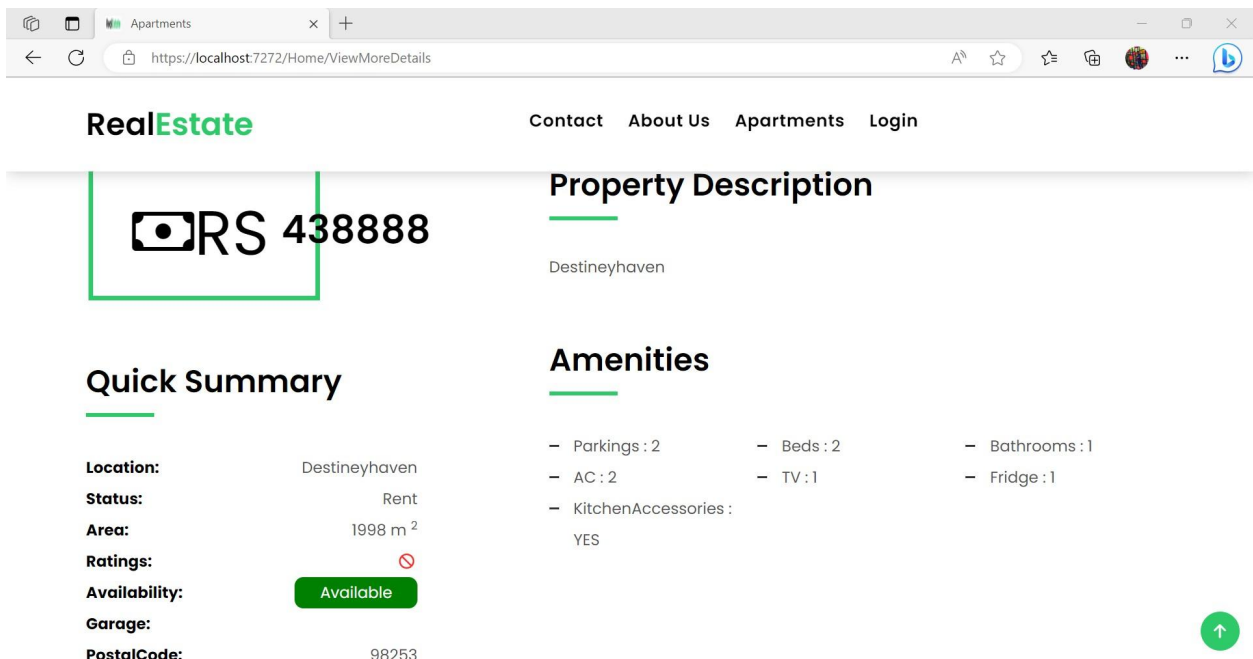


*It shows all the list of properties which have been added into Database and then it display all the list with basic Information.*

## Overview of Each Property #1



## Overview of Each Property #2



## Overview of Each Property #3

Apartment

https://localhost:7272/Home/ViewMoreDetails

RealEstate

ContactAbout UsApartmentsLogin

Garage:

PostalCode:

98253

BuilderModel:

Practical Wooden Car

AssociationPhone:

(789) 095-5645

BuildingName:

Eleanora Bayer Co

DirectionFaces:

East

AssociationFeeFrequency:

Annually

mm/dd/yyyy

mm/dd/yyyy

Number of People

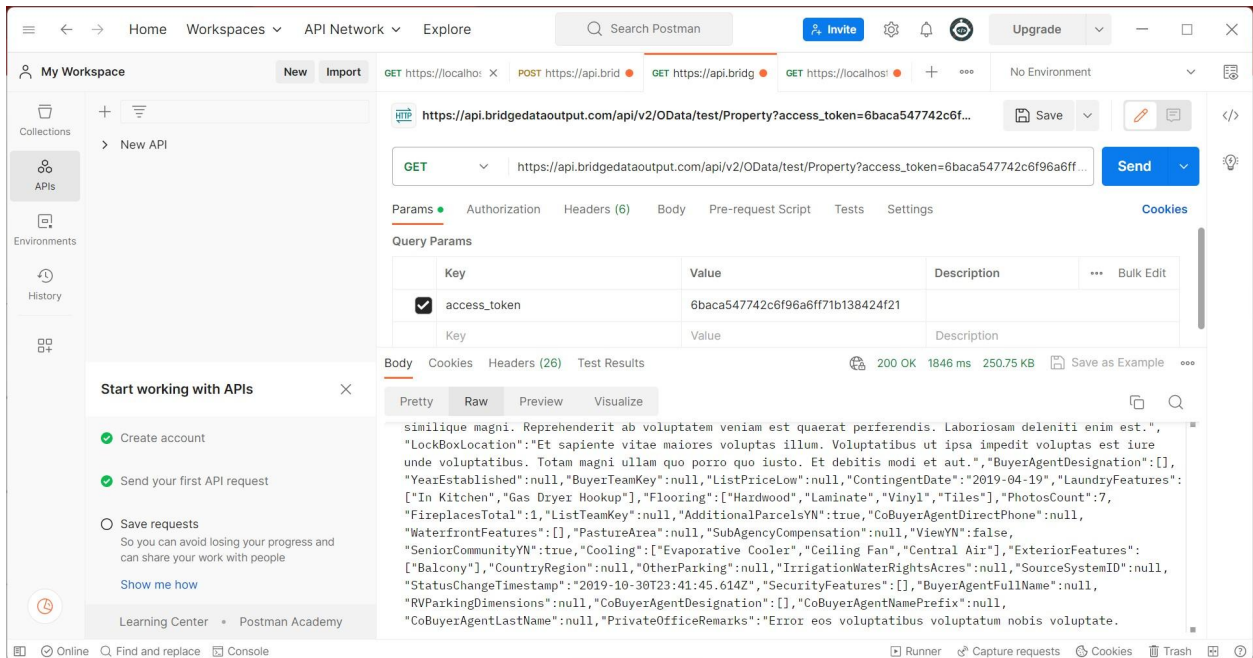
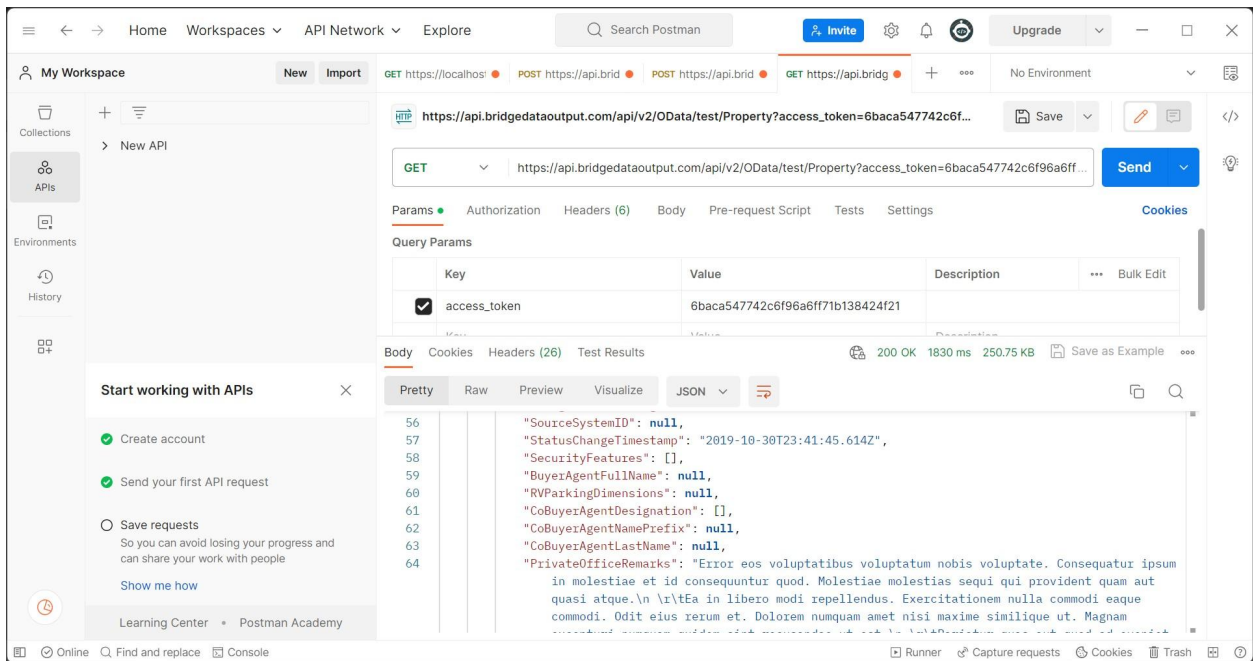
Book

Rate the Apartment

Once the Customer, selects a particular room it clicks "Click here to View" and then it shows up all the remaining Details. After that the customer can decide whether to book or not based on the availability of the room.

19

## API to Retrieve Property Details

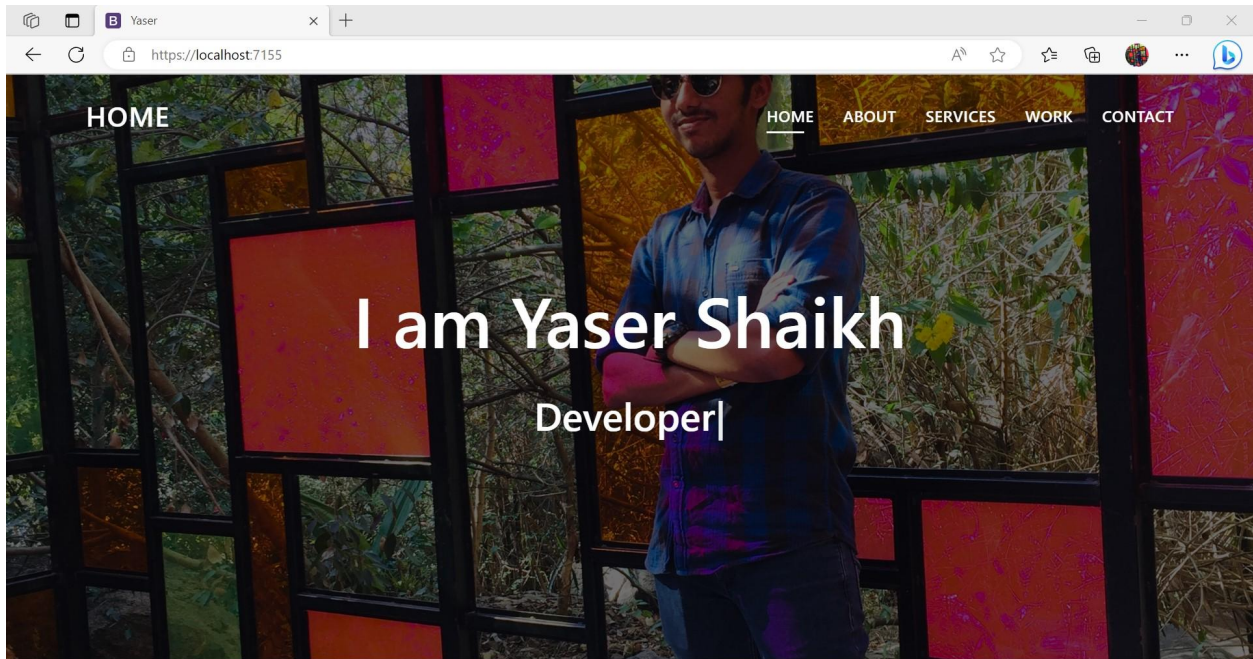


*In the above Image it shows the API call made to get the details of the property based on the location. It fetches the data in a JSON Format and then it serializes and stores them into a database using Cron Job Services.*

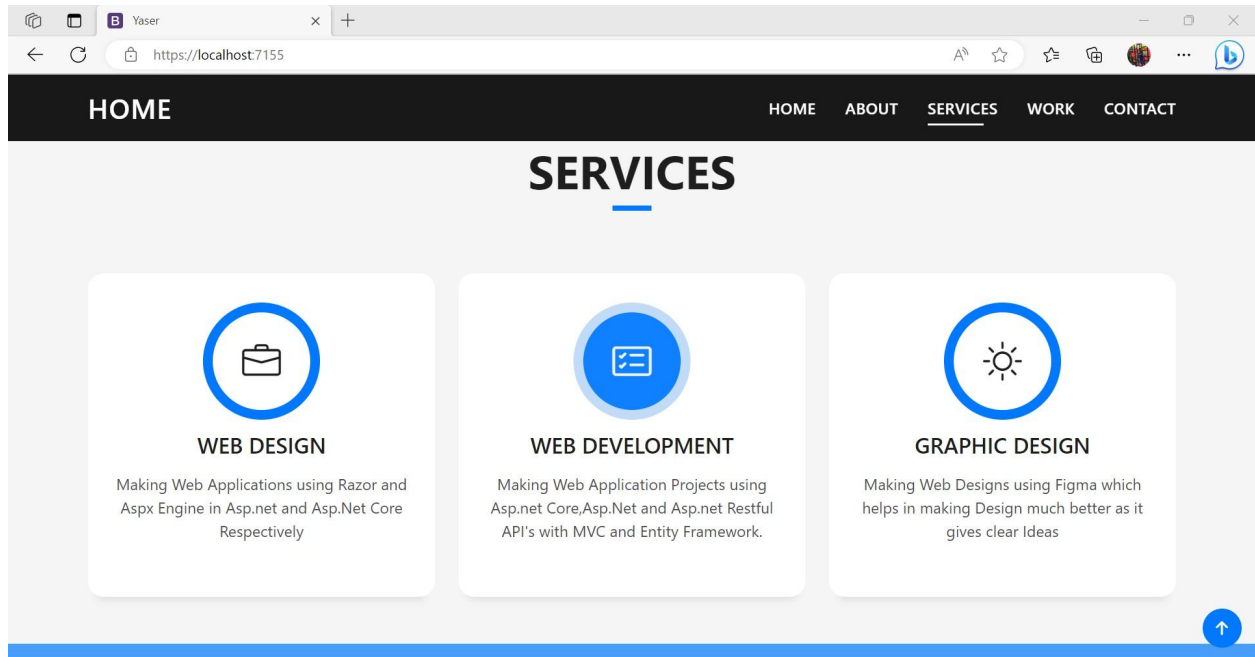


## 2) Portfolio Site

- Overview



*This is the Portfolio page which contains the Navigation bar and it represents about me which tells about my interests.*

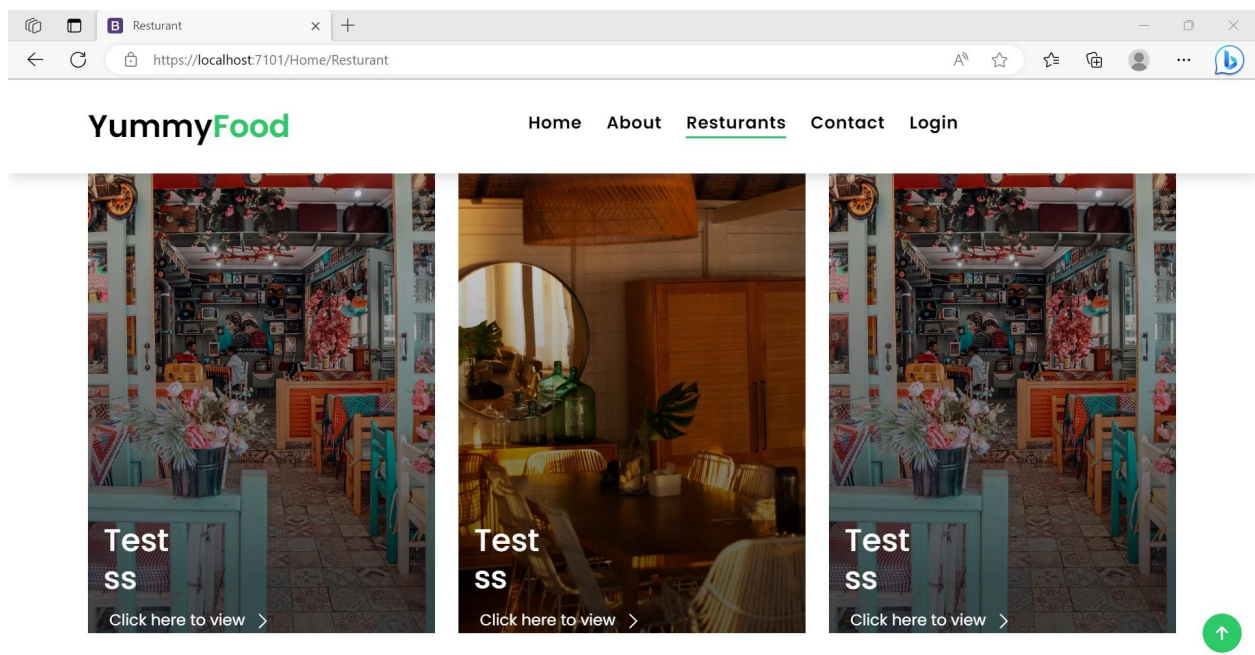


*In this Page, It talks about my services I can provide in a company based on my Knowledge. It also speaks about the knowledge I have in each services mentioned above.*

### 3) Online Food Order:

- *OverView:*  
*To Order the food Online.*
- *Problem Statement:*  
*To Order the FoodOnline based on your choice and at a discount price.*
- *Tools and Technologies:*  
*Asp.net MVC Core*

### Select Restaurant of your Choice



*In the above page, a customer selects a restaurant from where he/she wants to order the food.*

## Select Dish From Restaurant

Paneer	CHICKEN
Available	Available
<input checked="" type="radio"/> VEG	<input type="radio"/> NON-VEG
Rs 22	Rs 22
Quantity	Quantity
Add	Add

Cart Items : 50

Cost : 500RS

View cart

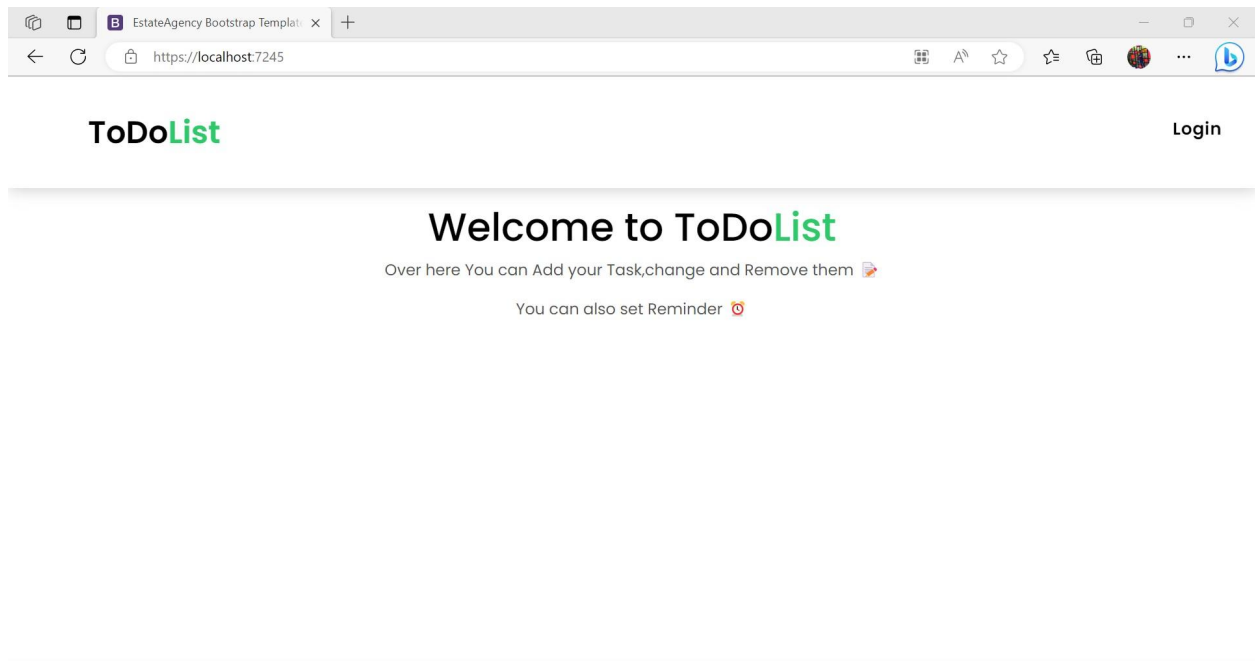
CHECKOUT

*After selecting the Restaurant, the customer selects the dish, select the quantity and adds them to cart and after that the customer does the checkout to pay the bill and the order is placed.*

#### **4) ToDO List**

- *Overview:*
  - *To add a Task for the Day.*
- *Problem Statement:*
  - *On a daily basis it is not possible to remember the task assigned so todo list helps to keep track of your progress.*
- *Tools and Technologies:*
  - *Asp.net MVC Core*

## Login To View your TODO List



*In the above image, this shows the landing page where customers login.*



**List All your Tasks and Over Here you can Add/Delete/Remove/change the Tasks.**

The screenshot shows a web browser window with the address bar displaying 'https://localhost:7245/Home/UserDashboard#'. The page features a header with the 'ToDoList' logo and navigation links for 'UpdateProfile' and 'Logout'. The main content area is titled 'Awesome Todo List' and includes a form for adding tasks, a table of existing tasks, and a date input field.

**Awesome Todo List**

What do you need to do today?

mm/dd/yyyy --:-- --

**ADD**

Buy Butter	04/25/2023 04:18 PM			
buy milk	04/25/2023 04:25 PM			




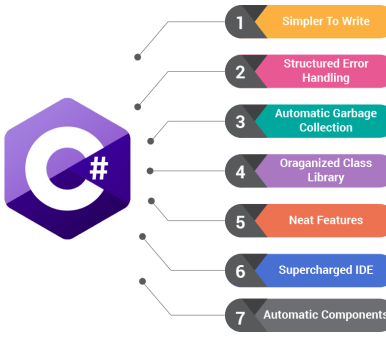



*Once the customer logs in, it lists all the tasks which have been added by the user. The User can also add, delete as well as update the tasks whenever he/she requires.*







## **Certificate and Trainings Completed under Internship and Self Study:**






### ***LinkedIn Learning Courses:***

1. *Agile Foundations*
2. *C# and Essential Trainings*
3. *C# Types & Control Flow*
4. *C# Design Patterns*
5. *C# SOLID Principles*
6. *C# Cron Job Scheduling*
7. *C# SignalR*
8. *C# algorithms*
9. *C# Asp.net MVC Core*

## Tools and Technologies Used

	<p><b>Asp.net MVC core (.Net 7)</b>  <i>ASP.NET Core is a free and open-source web framework and successor to ASP.NET, developed by Microsoft. It is a modular framework that runs on both the full .NET Framework, on Windows, and the cross-platform .NET. However, ASP.NET Core version 3 only works on .NET Core, dropping support of the .NET Framework.</i></p>
	<p><b>Entity Framework</b>  <i>Entity Framework (EF) is an object-relational mapper that enables .NET developers to work with relational data using domain-specific objects. It eliminates the need for most of the data-access code that developers usually need to write.</i></p>
	<p><b>SOLID Principles</b>  <i>The SOLID Design Principles in C# are the design principles that help us to solve most of the software design problems. These design principles provide us with multiple ways to remove the tightly coupled code between the software components (between classes) which makes the software designs more understandable, more flexible, and more maintainable.</i></p>
	<p><b>Design Patterns</b>  <i>Design patterns provide general solutions or a flexible way to solve common design problems. This article introduces design patterns and how design patterns are implemented in C# and .NET.</i></p>
	<p><b>Cron Job Scheduling</b>  <i>Quartz.NET is a free and open source .NET port of its Java Quartz Scheduling framework counterpart. It has been used for a long time and offers good support for dealing with cron expressions. Quartz.NET can be used in various .NET applications, including ASP.NET 6 web applications. You can use Quartz.NET to schedule multiple tasks, such as running background jobs, sending email notifications, or executing database maintenance tasks.</i></p>
	<p><b>Sweet Alert For Alert Boxes</b></p>
	<p><b>JQuery and Ajax API for CRUD Operations</b>  <i>The ajax() method is used to perform an AJAX (asynchronous HTTP) request. All jQuery AJAX methods use the ajax() method. This method is mostly used for requests where the other methods cannot be used.</i></p>

	<p><b>Swagger</b></p> <p>Swagger UI offers a web-based UI that provides information about the service, using the generated OpenAPI specification. Both Swashbuckle and NSwag include an embedded version of Swagger UI, so that it can be hosted in your ASP.NET Core app using a middleware registration call.</p>
	<p><b>Postman</b></p> <p>Postman is an API platform for building and using APIs. Postman simplifies each step of the API lifecycle and streamlines collaboration so you can create better APIs—faster.</p>
	<p><b>VS Code</b></p> <p>VSCode, short for Visual Studio Code, is a popular source code editor developed by Microsoft. It is a free and open-source tool that supports various programming languages and offers a wide range of features to enhance developers' productivity.</p>
	<p><b>Visual Studio 2022</b></p> <p>Visual Studio 2022 is the latest major release of Microsoft's integrated development environment (IDE), which is widely used for developing a variety of applications, including desktop, web, mobile, cloud, and games.</p>
	<p><b>Git</b></p> <p>GitHub, Inc. is an Internet hosting service for software development and version control using Git. It provides the distributed version control of Git plus access control, bug tracking, software feature requests, task management, continuous integration, and wikis for every project.</p>
	<p><b>SignalR</b></p> <p>SignalR is a free and open-source software library for Microsoft ASP.NET that allows server code to send asynchronous notifications to client-side web applications. The library includes server-side and client-side JavaScript components.</p>

	<p><b>HTML</b></p> <p><i>HTML5 is a markup language used for structuring and presenting content on the World Wide Web.</i></p>
	<p><b>CSS</b></p> <p><i>Cascading Style Sheets (CSS) is a style sheet language used for describing the presentation of a document written in a markup language such as HTML or XML</i></p>
	<p><b>Javascript 6</b></p> <p><i>JavaScript, often abbreviated as JS, is a programming language that is one of the core technologies of the World Wide Web, alongside HTML and CSS. As of 2022, 98% of websites use JavaScript on the client side for webpage behavior, often incorporating third-party libraries.</i></p>
	<p><b>C# (a.k.a CSharp)</b></p> <p><i>C# (pronounced C sharp) is a general-purpose high-level programming language supporting multiple paradigms. C# encompasses static typing,: 4 strong typing, lexically scoped, imperative, declarative, functional, generic,: 22 object-oriented (class-based), and component-oriented programming disciplines.</i></p>
	<p><b>Figma</b></p> <p><i>Figma is a collaborative web application for interface design, with additional offline features enabled by desktop applications for macOS and Windows. The feature set of Figma focuses on user interface and user experience design, with an emphasis on real-time collaboration,utilising a variety of vector graphics editor and prototyping tools. The Figma mobile app for Android and iOS allows viewing and interacting with Figma prototypes in real-time on mobile and tablet devices.</i></p>

	<p><b>Android Studio</b></p> <p>Android Studio is the official integrated development environment (IDE) for Google's Android operating system, built on JetBrains' IntelliJ IDEA software and designed specifically for Android development.<sup>[8]</sup> It is available for download on Windows, macOS and Linux based operating systems.<sup>[9]</sup> It is a replacement for the Eclipse Android Development Tools (E-ADT) as the primary IDE for native Android application development.</p>
	<p><b>Xcode</b></p> <p>Xcode is Apple's integrated development environment (IDE) for macOS, used to develop software for macOS, iOS, iPadOS, watchOS, and tvOS.</p>
	<p><b>Sql Server Management Studio</b></p> <p>Microsoft SQL Server Management Studio (SSMS) is a software application developed by Microsoft that is used for configuring, managing, and administering all components within Microsoft SQL Server. First launched with Microsoft SQL Server 2005, it is the successor to the Enterprise Manager in SQL 2000 or before. The tool includes both script editors and graphical tools which work with objects and features of the server.</p>
	<p><b>Crypto JS</b></p> <p>CryptoJS is a growing collection of standard and secure cryptographic algorithms implemented in JavaScript using best practices and patterns. They are fast, and they have a consistent and simple interface.</p>



## **Project timeline/Project Diary**

- *January*
  - *Training Started at 18th Of Jan and things which have been covered are:*
  - *OOPS Concepts.*
  - *SOLID Principles*
  - *Design patterns*
  - *The Remaining was covered in Feb.*
- *February*
  - *Unit testing*
  - *Asp.net Core MVC*
  - *Parallel & Async*
  - *Recursion*
  - *Database First Approach*
  - *Stored Procedure*
  - *EDMX*
  - *Conceptual DB Methodology*
  - *Authentication and Authorization*
- *March*
  - *Using All the concepts mentioned above, make a Real Estate Website for the next two weeks.*
  - *Completed Linked In Learning Courses like SignalR and Cron Job Scheduling.*
  - *Added to the Real estate website to dynamically add Properties to Database.*
  - *Changed the UI Completely and Showed Demo to Mentors.*
- *April*
  - *Made a portfolio site.*
  - *Made an Online Restaurant Booking Site.*
  - *Made some changes to the One Restaurant Booking Site.*
  - *Showed the Demo to HR.*
  - *Completed Few more linked In Learning Courses.*
  - *Learning to Design with tools like Figma.*

- *May*
  - *As per the request of HR, they have allotted me to an internal project like making zapcom lunch site.*
  - *Showed the review to and told to more functionalities as per their requirements.*
  - *Made a small App using Android Studio to make Web App for Androids.*
  
- *June*
  - *Completing All the pending tasks in Project.*
  - *Completed Lunch App and had Demonstration.*
  - *Changing the overall Project structure as per the client Requirments.*

## **My Reflections and Experience of Internship**

*Working at Zapcom has been a wonderful and fulfilling experience. Everyday we are encouraged to learn and pursue new challenges.*

*With a warm and friendly work environment, the work culture here encourages us to seek out our seniors and those with more experience and to never be afraid to ask anything we may be looking for.*

*Zapcom has provided me with the support and motivation to learn as much as possible and has also made sure we have fun while we work.*

*As the pandemic restrictions receded, we are able to meet more and more of our senior colleagues and interact with them thanks to fun events such as Fun Fridays, Happy Hour, Birthday Celebrations , Festive Celebrations such as Holi.*

*I am very Excited to continue working and growing here professionally, and I wish everyone here the best of my wishes.*

## **References**

- [C# Corner - Community of Software and Data Developers \(c-sharpcorner.com\)](https://c-sharpcorner.com/)
- [Learn C# Tutorial \(C Sharp\) \(geeksforgeeks.org\)](https://www.geeksforgeeks.org/csharp-tutorial/)
- [C# Tutorial \(C Sharp\) \(w3schools.com\)](https://www.w3schools.com/csharp/)
- <https://www.linkedin.com/learning/me/my-library/saved?u=108216466>
- [Entity Framework | Microsoft Learn](https://learn.microsoft.com/en-us/ef/core/)
- [Introduction to SignalR | Microsoft Learn](https://learn.microsoft.com/en-us/aspnet/core/signalr/introduction-to-signalr?view=aspnetcore-5.0#signalr-what-is-it)
- [Postman](https://www.postman.com/)
- [Download SQL Server Management Studio \(SSMS\) - SQL Server Management Studio \(SSMS\) | Microsoft Learn](https://learn.microsoft.com/en-us/ssms/overview/)
- [Chat.openai.com](https://chat.openai.com/)
- [Builder Design Pattern - GeeksforGeeks](https://www.geeksforgeeks.org/design-patterns-builder-design-pattern/)
- [Abstract Factory Pattern - GeeksforGeeks](https://www.geeksforgeeks.org/design-patterns-abstract-factory-pattern/)
- [Command Pattern - GeeksforGeeks](https://www.geeksforgeeks.org/design-patterns-command-pattern/)
- [Chain of Responsibility Design Pattern - GeeksforGeeks](https://www.geeksforgeeks.org/design-patterns-chain-of-responsibility-design-pattern/)
- [Mediator design pattern - GeeksforGeeks](https://www.geeksforgeeks.org/design-patterns-mediator-design-pattern/)
- [Visitor design pattern - GeeksforGeeks](https://www.geeksforgeeks.org/design-patterns-visitor-design-pattern/)
- [Proxy Method - Python Design Patterns - GeeksforGeeks](https://www.geeksforgeeks.org/python-design-patterns-proxy-method/)
- [Strategy Pattern | Set 1 \(Introduction\) - GeeksforGeeks](https://www.geeksforgeeks.org/design-patterns-strategy-pattern-set-1-introduction/)
- [Strategy Pattern | Set 1 \(Introduction\) - GeeksforGeeks](https://www.geeksforgeeks.org/design-patterns-strategy-pattern-set-1-introduction/)
- [C# | Inheritance - GeeksforGeeks](https://www.geeksforgeeks.org/csharp-inheritance/)
- [Inheritance With Different Scenarios In C# \(c-sharpcorner.com\)](https://c-sharpcorner.com/inheritance/)
- [Inheritance | Inheritance Definition - javatpoint](https://www.javatpoint.com/csharp/inheritance/inheritance-definition)
- [C# Inheritance - javatpoint](https://www.javatpoint.com/csharp/inheritance)
- [All About Inheritance in C# \(c-sharpcorner.com\)](https://c-sharpcorner.com/all-about-inheritance-in-csharp/)
- [C# | Multilevel Inheritance - GeeksforGeeks](https://www.geeksforgeeks.org/csharp-multilevel-inheritance/)
- [Overview Of Inheritance In C# \(c-sharpcorner.com\)](https://c-sharpcorner.com/overview-of-inheritance-in-csharp/)
- [C# | Inheritance - GeeksforGeeks](https://www.geeksforgeeks.org/csharp-inheritance/)
- [▷Uncover Single Responsibility Principle in C# + Examples ✓ \(bytehide.com\)](https://bytehide.com/uncover-single-responsibility-principle-in-csharp-examples/)
- [What is Single Responsibility Principle \(c-sharpcorner.com\)](https://c-sharpcorner.com/what-is-single-responsibility-principle/)
- [Dependency Injection Pattern In C# - Short Tutorial \(c-sharpcorner.com\)](https://c-sharpcorner.com/dependency-injection-pattern-in-csharp-short-tutorial/)
- [Extension Methods - C# Programming Guide | Microsoft Learn](https://learn.microsoft.com/en-us/dotnet/csharp/programming-guide/extension-methods/)
- [C# Base - javatpoint](https://www.javatpoint.com/csharp-base)
- [Liskov Substitution Principle in C# with Examples - Dot Net Tutorials](https://www.dotnet-tutorials.com/liskov-substitution-principle-in-csharp-with-examples/)
- [Liskov Substitution Principle in C#: Cash In on Subclassing \(methodpoet.com\)](https://methodpoet.com/liskov-substitution-principle-in-csharp-cash-in-on-subclassing/)

- [Liskov Substitution Principle \(c-sharpcorner.com\)](#)
- [SOLID Design Principles Explained: The Liskov Substitution Principle with Code Examples \(stackify.com\)](#)
- [C# Composition Tutorial | KoderHQ](#)
- [Why open-closed principle is important - Scientific Programmer](#)
- [Dependency Injection Pattern In C# - Short Tutorial \(c-sharpcorner.com\)](#)
- [Extension Methods - C# Programming Guide | Microsoft Learn](#)
- [C# Base - javatpoint](#)
- [Liskov Substitution Principle in C# with Examples - Dot Net Tutorials](#)
- [Liskov Substitution Principle in C#: Cash In on Subclassing \(methodpoet.com\)](#)
- [Liskov Substitution Principle \(c-sharpcorner.com\)](#)
- [SOLID Design Principles Explained: The Liskov Substitution Principle with Code Examples \(stackify.com\)](#)
- [C# Composition Tutorial | KoderHQ](#)
- [Why open-closed principle is important - Scientific Programmer](#)