



We do the tech. You do the travel.

INTERNSHIP REPORT

TITLE OF THE PROJECT
TRAVEL STUDIO



PUSHKAR MARUTI GOSAVI
2025

TRAVEL STUDIO

Completed by
PUSHKAR MARUTI GOSAVI
2025

for the partial fulfillment of
MCA Degree for Semester VI
Discipline of Computer Science and Technology,
Goa Business School,
Goa University

At

OPEN DESTINATIONS INFOTECH PVT. LTD.

6th & 7th Floor,
Kamat Grand,
Behind Caculo Mall,
St Inez, Panjim Goa. India. 403001

Under the guidance of

Mr. Swapnil Kamat
(Development Manager, ODL)

Miss. Pretoria D'mello
(HR, ODL)

Mr. Nagesh Patil
(Bootcamp / Product Technical Trainer, ODL)

Mr. Alfredo Fernandes
(Sr. Product Trainer, ODL)

Mr. Rupesh Korgaukar
(Team Lead & OJT Trainer, ODL)

Mr. Gaurav Verlekar
(Technical Product Manager, ODL)

Mr. Irshad Shaikh
(Team Lead, ODL)



We do the tech. You do the travel.

Date: 14/06/2023

TO WHOMSOEVER IT MAY CONCERN

This is to certify that Mr. **PUSHKAR MARUTI GOSAVI**, student of Master of Computer Applications (MCA) of Goa University, Goa, is currently undergoing his final semester project (Semester VI) at our organization/company, **OPEN DESTINATIONS INFOTECH PVT LTD** from **01st Feb 2023 to Till Date**.

During his tenure he has met the expectations of his team lead/mentor/guide and found to be regular and sincere.

This certificate is being issued on his/her request to be submitted with the project report at Goa University.

The final internship completion certificate will be provided on completing his/her internship.

For CompanyName

<<Signing Authority>>

<<Company Name and Seal>>

GOA UNIVERSITY**GOA BUSINESS SCHOOL****CERTIFICATE OF EVALUATION**

This is to certify that Mr **PUSHKAR MARUTI GOSAVI** has successfully completed her internship at **OPEN DESTINATIONS INFOTECH PVT LTD**, 6th & 7th Floor, Kamat Grand, Behind Caculo Mall, St Inez, Panjim Goa. India. 403001, in partial fulfillment of the award of the degree in Master of Computer Application.

Examiner 1

Examiner 2

Place: Goa University

Date: 14/06/2023

Dean, Goa Business School

ACKNOWLEDGEMENT

The internship opportunity we had with Open Destination Infotech Pvt. Ltd. was a fantastic chance for learning and professional development. We consider ourselves fortunate to have been provided with this opportunity. I am sincerely grateful for the chance to meet so many wonderful people and professionals who guided us throughout this internship period.

First and foremost, we would like to thank the Department of Computer Science and Technology at Goa University for giving us the opportunity to carry out this internship and gain real-world industrial experience.

I extend our gratitude to **Mrs. Jyoti Pawar** (Dean, Goa Business School, Goa University), **Mr. Ramdas Karmali** (Prof. and TPO, MCA, Goa Business School, Goa University), **Mr. Ramrao Wagh** (Program Director - MCA, Goa Business School, Goa University), **Mr. Hanumant Redkar** (Assistant Professor - MCA, Goa Business School, Goa University), and all the faculty of Goa University for their constant support and encouragement.

I would also like to extend a special thanks to **Mr. Swapnil Kamat** (Development Manager), **Miss. Pretoria D'mello** & HR team for giving me the opportunity to work and for their assistance in helping us understand the workflow of the company.

Our appreciation goes to **Mr. Nagesh Patil** (Technical Product Trainer), **Mr. Alfredo Fernandes** (Sr. Product Trainer) and **Mr. Rupesh Korgaonkar** (Team Lead & OJT Trainer) for providing us with the essential training and guidance.

I would like to express our thanks to **Mr. Gaurav Verlekar** (Technical Project Manager, Ecommerce RoadMap) and **Mr. Irshad Shaikh** (Team Leader, Ecommerce RoadMap) for their valuable participation in decision-making and for providing necessary advice and guidance to help us stay on the right path. I acknowledge their contributions with utmost gratitude. I also like to thank all my team members for their invaluable guidance, which greatly contributed to my personal growth and learning during the internship.

Lastly, we are grateful to **Mr. Milind Anvekar** (Sr. Vice President India Operation) for his unwavering support and encouragement.

TABLE OF CONTENTS

SR.NO	TITLE	PAGE NO
1	INTRODUCTION	7
2	COMPANY PROFILE	9
3	MY DESIGNATION IN COMPANY AND IMPORTANT ROLES PERFORMED AS AN INTERN	14
4	BOOTCAMP AND TRAINING	16
5	DEVELOPMENT TEAM	20
6	PROBLEM STATEMENT	22
7	TOOLS & TECHNOLOGIES USED	26
8	SCREENSHOT	36
9	COURSE COMPLETE UNDER INTERNSHIP AND SELF STUDY	46
10	INTERNSHIP TIMELINE	50
11	EXPERIENCE AT ODL	54
12	REFERENCES	56

INTRODUCTION



This report outlines the work conducted over the past four months, which began on February 1, 2023, at Open Destinations Infotech Pvt. Ltd. in Panjim, Goa. The activities align with the curriculum of the VI semester Industrial Training of the MCA Program at Goa University.

The purpose of this report is to fulfill the requirements of the MCA degree internship program. It aims to document our work experience, accomplishments, project contributions, and professional development during the specified period. The report provides insights into our workplace experience as Junior Software Developers at Open Destinations Infotech Pvt. Ltd., as well as an overview of the technical training sessions we participated in.



COMPANY PROFILE



2.1 About Open Destinations Infotech Pvt. Ltd:

Open Destinations is an established travel technology player with more than **25 years'** real-world experience and **500+** travel tech experts, solving the biggest technological issues that tour and rail operators face.

Over **10,000** travel professionals login to use our technology every single day. They choose us because our technology is richer, more complete and more customer centric than any other in the marketplace. For our customers it means selling whatever they want, however they want.

Working at Open Destinations

Open Destinations is constantly looking to recruit talented, motivated people who can add value to the business. They are a rapidly expanding company and are always looking for new people with demonstrated travel and technology experience. They have the diverse international teams spread between Goa and London enjoying an active social calendar, opportunities for global travel, offsite meetings in inspiring locations, central office locations with great transport links, and much more

2.2 Products



A powerful, easy to use browser based end-to-end reservations management platform with rich functionality, all connected smoothly to our huge supplier network. As easy as 'click & drag'!



A comprehensive 'ready-to-go' reservations management software giving a total 360-degree view of your sales, management and accounting with just one central, integrated back-office system including a dedicated travel CRM.



A fully developed Rail Management, Product Packaging, and Reservations System designed to help luxury, heritage, regional, and sleeper trains sell rail experiences through all distribution channels.



A white-label mobile itinerary app, Tineri is an ultra user-friendly solution that makes it easy to communicate with your customers before, during and after their trip. Even better, it's built to easily incorporate your company's brand identity.

The Projects I Have Worked On Are:

Travel Studio

Travel Studio from Open Destinations is an industry-leading end-to-end Reservation Management system, it is a website that enables Tour Operators to look forward to a future of long-term financial growth and business sustainability. It deals with booking of packages and services like hotels, travels and other entertainment for your successful tour.

It has a range of features like:

- Simple user interface
- Time-Saving features
- 24/7 user support
- Dedicated training programs
- Access any upgrades as part of Travel Studio's user community
- Unrivalled supplier connections
- Lightning fast searches
- Full workflow support and automation
- A highly flexible system tailored to your needs
- Packages, FIT and Group functionality

E-Commerce Tools

Standing out and succeeding online is mission-critical for your travel business. To stay ahead and adapt fast in a competitive market, you need cutting-edge E-commerce Tools that can support communication, lead conversion and ensure an exceptional booking process for your customers.

An E-commerce toolkit to transform your travel business

E-commerce Tools enhance our Travel Studio product, with the potential to consolidate booking flows with hotels, rail and cruise packages, embracing the future of more varied and personalisable travel. A shopping cart function allows for a tailored combination of all product features, enabling the design of a product suite truly built around your business.

And we're continually innovating and developing exciting new add-ons. Coming soon will be the ability to easily book transfers and travel experiences.

- Manage complex bookings with ease
- View detailed itinerary information
- View, manage and amend booking documents
- Manage payments including outstanding balances
- Upload important documents and special requests
- Manage company and agent staff details (B2B)

Integrated booking platform with total visibility for your brand

- Mobile-friendly, white-label booking site for B2B and B2C customers
- Directly integrated with Travel Studio back office
- Website pages designed to seamlessly fit your brand

Invaluable add-ons for Travel Studio

- Shopping cart function plus hotel, cruise and package booking options
- Customer documentation immediately on booking confirmation
- B2C customers can pay directly through supported payment gateways

Customer Portal that puts travellers front and centre

- Agent Login area (B2B) for managing staff details, bookings and changes
- Access complex itineraries with detailed information and images
- Manage important documents and passenger details securely

Supplier Management

- Suppliers can directly confirm reservation requests via a link sent from your Travel Studio back office
- Authorized suppliers can view and upload rates and availability using dedicated extranet access
- Our Channel Management API allows users to share rates and availability for maximum distribution profitability via integrated Channel Managers

Villa Owners Portal

- Travel Studio villa suppliers can access pricing, booking requirements and availability in real time
- Manage complex bookings with simple user interface
- Optimise supplier management processes, enabling your suppliers to be self-sufficient

Mobile Application

Tineri, our mobile itinerary app, gives tour operators, DMCs, travel agents and other travel providers the ability to turn static travel itineraries into living, breathing, interactive experiences.

Summary

Travel studio is used by agents of tour operators using which they create packages and services like hotel, transfer etc which are later fetched on websites like ecom website owned by open destinations through restapi. packages and services created on tsv2 are displayed on ecom website for agent, admin and general public to book packages and services. These bookings can later be viewed and edited by passengers associated with each booking.

**MY DESIGNATION IN
COMPANY AND IMPORTANT
ROLES PERFORMED AS AN
INTERN**

In Open Destinations Infotech Pvt. Ltd, I work as a Junior Software Developer, specifically focused on their products Travel Studio. My main responsibility is to debug any issues reported by clients who are using the product. I am part of the E-Commerce Road team, which is responsible for resolving issues related to Travel Studio, ensuring that our clients have a seamless experience with the product and encounter no difficulties.

During my internship, I had the opportunity to learn various concepts such as ASP.NET, MVC, C# fundamentals, object-oriented programming (OOP) concepts, Microsoft SQL, creating stored procedures, basics of Node.js, JavaScript, Ajax and debugging code and stored procedures (SP). I applied this knowledge to effectively address the issues and tasks assigned to me. Additionally, I received training on using Jira, an important website for our team. Jira serves as a platform where issues and targets are displayed, and each developer is assigned a specific issue to resolve. It is crucial to log the time spent on Jira once an issue is assigned, as it helps track the amount of time taken to complete a particular task. The work was challenging, but it allowed me to deepen my understanding of the concepts and gain confidence in my abilities. Overall, it was an incredibly valuable and rewarding experience

BOOTCAMP AND TRAINING

BOOTCAMP

On February 1, 2023, before starting the bootcamp, we had a brief introduction session conducted by the HR and the trainer. They provided information about the company, its products, management, and protocols.

The bootcamp itself was led by Nagesh Patil, our Product Technical Trainer. It commenced with a basic introduction to the .NET Framework and its two components, along with some information about .NET Core. The trainer then introduced the client-side languages - HTML, CSS, and JavaScript - as well as the server-side language, ASP (Active Server Pages). I also gained knowledge about the ASP.NET framework, including the Page Life Cycle and State Management. Additionally, web services, APIs, and tools like Microsoft Visual Studio and Microsoft SQL Server Management Studio were covered.

During the bootcamp, the trainer reviewed some fundamental topics that were already taught to us, such as arrays, object-oriented programming (OOP) concepts, constructors, and access modifiers. We were given coding assignments to practice these concepts and were evaluated based on our adherence to coding guidelines.

The trainer also provided an introduction to SQL queries, followed by teaching us how to create stored procedures. A new concept introduced during the bootcamp was ADO.net. Later, the trainer discussed Three-layer architecture and AJAX. Throughout the bootcamp, we were required to submit daily reports on the topics covered, which helped us review and reinforce our understanding.

As the bootcamp approached its conclusion, we were tasked with creating an e-commerce website using the concepts covered. I decided to develop an online speaker website, implementing the Three-Tier Architecture and incorporating other concepts learned during the bootcamp. The website included three user roles: Admin, Seller, and Customer. Each user could log in and log out with their respective registered accounts. The Admin had access to Supplier Details, Product Details, Customer Details, and Order Details. The Seller could view their products and product details, add new categories for their products, add new products, and manage category details. The Customer could browse products, view product details, search for products, view different product categories, add items to the cart, place orders, and check order history.

The bootcamp concluded on February 21, 2023, with an MCQ test, followed by a demo and explanation of the website we created, presented to our manager.

TRAINING

PRODUCT TRAINING

The Product training commenced on February 22, 2023, and was conducted by Mr. Alfredo Fernandes, our Product Trainer.

As a product-based company, Open Destinations Infotech Pvt. Ltd. assigned us to work on existing products rather than creating new ones. During the training, the trainer provided us with an overview of ODL's products and their functionalities. The primary product I worked on was Travel Studio. The trainer guided us through the installation and setup process of the entire product on our systems.

Travel Studio is a travel domain-based product that encompasses various entities such as Passengers, Agents, Services, and Suppliers. Each of these entities plays a crucial role within Travel Studio. Throughout the training, I was assigned daily tasks and required to submit reports on my understanding of the topics covered and the tasks performed. The Product training concluded on March 7, 2023, with an MCQ test that assessed our knowledge of the topics covered in the training.

Following the completion of the Product training, we had a break from March 8 to March 14, 2023. During our one-week break before starting the next phase of training, we were advised to review our project work and refresh our knowledge from the bootcamp and product training. Additionally, we were instructed to incorporate new functionality into our projects, specifically implementing an AutoComplete user interface using jQuery. Also they required me to submit a daily report to the trainer, documenting the topics I learned and covered each day.

TECHNICAL PRODUCT TRAINING

The Product Technical Training commenced on March 15, 2023, under the guidance of Mr. Nagesh Patil.

This training focused on the technical aspects of the product's functionality, including a deep understanding of the main code, SQL queries, and Stored Procedures utilized in Travel Studio. We were introduced to the development process and various development guidelines, along with the SVN (SubVersion) software and its structure. SVN is a Version Control System that enables software developers to collaborate and maintain a comprehensive history of their work. It is particularly useful for rapidly evolving projects. In our case, the product had two repositories: one for the API and another for the Website (TSV2). Whenever we needed to make changes to the code or functionality within these repositories, we were required to seek permission from the SVN Rights Team by sending a structured request email to request the changes to be committed.

The training also covered new concepts, such as Language Integrated Query (LINQ), jQuery, Model-View-Controller (MVC) framework, AngularJS, and NodeJS. The trainer provided explanations and taught us the basic steps of debugging code.

The Product Technical Training concluded on April 5, 2023, following the completion of an MCQ test.

ON JOB TRAINING (OJT)

The On the Job Training (OJT) commenced on April 6, 2023, under the guidance of Mr. Rupesh Korgaukar.

The purpose of this training was to provide practical work experience and familiarize us with the tasks performed in the development team. It aimed to enhance our confidence in carrying out assigned tasks.

The training began with an introduction to debugging Stored Procedures for specific functionalities within the project. The trainer also explained the usage of the Jira website, where issues were displayed for resolution. The Jira ticket included details such as the ticket number, issue title, defect type, status (open/in-progress/closed), priority, resolution status, affected and fixed versions, assignee, reporter, technical manager, and more. Additionally, the trainer demonstrated how to debug both API and Website code within the code flow. Upsizing the database version was also covered. Throughout the training, I was assigned daily tasks to practice and reinforce the concepts learned.

The On the Job Training (OJT) concluded on May 11, 2023, and following its completion, I was assigned to the Development team.

DEVELOPMENT TEAM

After the end of On-the-Job Training (OJT), I was assigned to the Development Team by the HR Miss. Pretoria D'mello. I was assigned to the Ecommerce Roadmap Team. In the Team, there are many members and I am guided by Team Lead Mr. Irshad Shaikh and Technical Project Manager Mr. Gaurav Verlekar.

As part of my initial tasks, I was enrolled in a course to familiarize myself with the workings of the Booking site and Angular Development. Additionally, I was responsible for addressing issues reported by clients as well as those identified by the QA team during product testing. Whenever an issue was assigned to me, it was crucial to log the time spent on that particular issue on the Jira website. This allowed us to track the amount of time dedicated to resolving each issue effectively. Furthermore, I was required to submit a daily report at the end of each day, detailing the time spent on individual tasks.

PROBLEM STATEMENT

Building E-Commerce Website

In the Bootcamp , we were instructed to create an E-Commerce website that incorporates various concepts taught, such as ASP.NET, MVC, SQL Queries, C#, JavaScript, CSS, and HTML. We successfully developed an E-Commerce website named "ONLINE SPEAKER" using these concepts.

The website includes three types of users: Admin, Seller, and Customer. The Admin user has the ability to check Supplier Details, Product Details, Customer Details, and Order Details. The Seller user can view their entered products and their details, add new categories for their products if necessary, add new products, and also view and edit categories. The Customer user can browse products sold by sellers, view details of individual products, search for specific products, view products by category, add products to their cart, place orders from the cart, and check their order history.

Our website incorporates all the basic and essential features expected in an E-Commerce platform. It provides SignUp/SignIn functionality for admins, sellers, and customers. The search feature allows users to find products easily, and the browsing functionality enables customers to explore products by category. Sellers have the ability to add products for sale and manage categories, while customers can add items to their cart and complete orders. The order history feature allows users to track and review their previous orders.

Overall, your E-Commerce website, "ONLINE SPEAKER," successfully incorporates all the necessary features and demonstrates your understanding and application of the concepts covered in the bootcamp. It showcases your ability to create a functional and comprehensive web application using ASP.NET, MVC, SQL Queries, C#, JavaScript, CSS, and HTML.

Following issues assigned in On the Job Training and Development Team:

On the Job Training (OJT):

Issue 1: QATSVTWO-22382

- ❖ User should not be allowed to enter 'alphabets only' in Membership number text-box.

Issue 2: QATSVTWO-23413

- ❖ The first column in package maintenance > elements tab has too much unwanted space

Issue 3: QATSVTWO-23474

- ❖ Sunstone Release : Unable to Search Package for booking.text-box.

Issue 4: QATSVTWO-23428

- ❖ Class_Tours_Areq: Alphanumeric characters shown for First Name and last Name on the Passenger Maintenance screen when trying to edit the Agent contact details from Agent contacts tab

Development Team

Issue 1: QATSVTWO-20419

- ❖ BookingSite: 'Something went wrong' error is displayed when bookings are searched and opened in website.

Issue 2: QATSVTWO-19699

- ❖ Camino Release 2021: Getting an 'Object reference ' error message while trying to update number of passengers in the passengers tab of booking

Issue 3: QATSVTWO-19742

- ❖ B2C - Booking done on website using travel pass is not getting searched in TSV2

Issue 4: QATSVTWO-17067

- ❖ Camino Release 2020 :Multiple issues observed while deleting blank itinerary day from itinerary overview

Issue 5: QATSVTWO-19227

- ❖ Camino Release-Booking details not getting displayed on Header Tab for passenger booking

Issue 6: QATSVTWO-16648

- ❖ Camino Release 2020:Unexpected alert appears when user tries to increase number of passenger in rail Booking in Passengers tab

Issue 7: QATSVTWO-17838

- ❖ Camino release 2021: Rail booking Change Passenger Flow Changed.

Issue 8: QATSVTWO-11700

- ❖ May Release 2019 :Event Pop up window not getting displayed after booking a service.

Issue 9: QATSVTWO-19551

- ❖ Camino 2 Release 2021- Cancellation policy popup not appearing while cancelling assigned operational service

Issue 10: QATSVTWO-23543

- ❖ Longitude Release 2023: Unable to copy existing Package.

Issue 11: QATSVTWO-20560

- ❖ Camino 2 Release: Incorrect pax availability is displayed under Package Search > More Options for a rail package

Issue 12: QATSVTWO-20142

- ❖ Longreach Release 2020: In Rail manager>Departure>Notes, if user adds a note with show in booking/API/rail search flags off, saves and then goes to delete, TS shows "Note is referenced in booking" warning

Issue 13: QATSVTWO-14988

- ❖ April Release 2020: Change Search is not functional from new Booking > Package Search UI

Issue 14: QATSVTWO-20306

- ❖ Camino Release 2022: System notes it not generated for Max age counter in in Age restriction rules

Issue 15: QATSVTWO-19164

- ❖ Camino Release- Cancellation Note popup not getting displayed on changing booking status to cancelled

Issue 16: QATSVTWO-20290

- ❖ Camino Release 2021 - User gets 'Input string was not in correct format' error while creating new booking.

Issue 17: QATSVTWO-23668

- ❖ Arequipa2020: Rail operations module shows last searched data when searched for train that has no departures on the given date

Issue 18: QATSVTWO-20079

- ❖ Camino Release 2022-On copying an enquiry agent contact is shown blank in the copy enquiry popup

Issue 19: QAAPI-1660

- ❖ CaminoRelease2020:<Packages>, <Element>, <Children>,<Services>,<BookingType>,<MinNumberofNights>,<BookingPromotions> all the parameters and tags under them are missing in the GetPromotionDetails() method

TOOLS & TECHNOLOGIES USED

VISUAL STUDIO



Visual Studio is an integrated development environment (IDE) created by Microsoft. It provides developers with a comprehensive set of tools and features to build a wide range of applications, including desktop, web, mobile, and cloud-based applications.

Visual Studio supports multiple programming languages such as C#, C++, Visual Basic, JavaScript, and Python, among others. It offers features like code editing, debugging, testing, source control integration, and deployment capabilities, making it a powerful tool for software development.

VISUAL STUDIO CODE



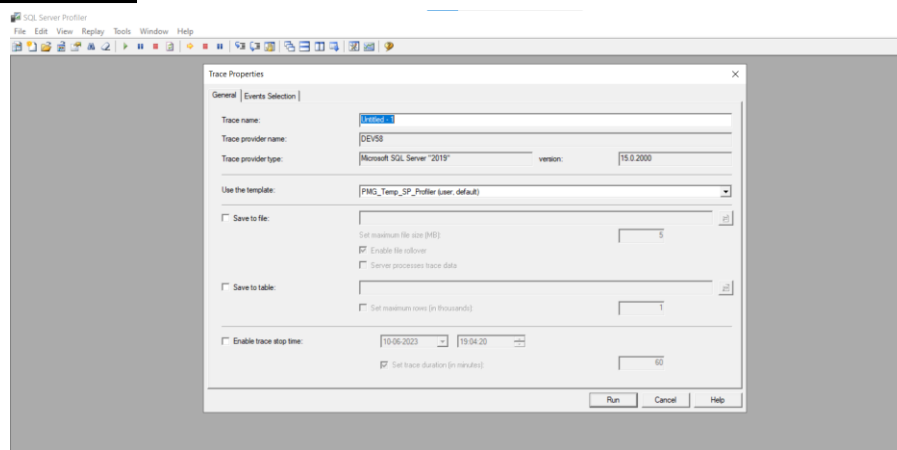
Visual Studio Code (often referred to as VS Code) is a lightweight source code editor developed by Microsoft. While it shares the "Visual Studio" name, it is a different product from the full-fledged Visual Studio IDE. Visual Studio Code is free and open-source, available for Windows, macOS, and Linux, and it has gained significant popularity among developers.

MICROSOFT SQL SERVER MANAGEMENT STUDIO



Microsoft SQL Server Management Studio (SSMS) is a graphical user interface (GUI) tool provided by Microsoft for managing and administering Microsoft SQL Server. It is used by database administrators (DBAs) and developers to interact with SQL Server databases and perform various tasks related to database management, development, and troubleshooting.

SQL PROFILER



SQL Server Profiler is a tool provided by Microsoft SQL Server that allows you to capture and analyze events occurring within an instance of SQL Server. It provides a graphical user interface (GUI) for monitoring and capturing SQL Server activities, such as queries, stored procedures, and other database events.

MICROSOFT IIS SERVER



IIS, which stands for Internet Information Services, is a web server created by Microsoft. It is a part of the Windows Server operating system and is used to host and manage websites, web applications, and services.

SOAP UI



SOAP UI is a popular open-source tool used for testing, validating, and simulating web services. It is widely used by software testers, developers, and quality assurance (QA) teams to ensure the quality and functionality of SOAP and RESTful web services.

TortoiseSVN



TortoiseSVN is a popular Subversion (SVN) client for Windows that provides a user-friendly interface and integration with the Windows Shell. It allows users to interact with Subversion repositories and manage version control for their projects.

JIRA

Jira is a widely used project management and issue tracking software developed by Atlassian. It is designed to help teams plan, track, and manage their work efficiently, particularly in the context of software development and agile methodologies.

MICROSOFT EDGE

Microsoft Edge is a web browser developed by Microsoft. It is the successor to Internet Explorer and was first released in 2015. Edge is available for Windows, macOS, iOS, and Android devices.

The browser offers a clean and modern interface with features such as a customizable start page, tab management, and a built-in search engine. One of the key features of Microsoft Edge is its integration with Microsoft services and applications, such as Bing search engine, Cortana virtual assistant, and Office 365. Overall, Microsoft Edge aims to provide a fast, secure, and user-friendly web browsing experience with seamless integration with Microsoft's ecosystem of services and applications.

C#



C# (pronounced "C sharp") is a general-purpose programming language developed by Microsoft. It is a modern, object-oriented language designed to be simple, type-safe, and efficient. C# is widely used for developing a variety of applications, including desktop software, web applications, mobile apps, and games.

ASP.NET



ASP.NET is a web development framework developed by Microsoft that allows developers to build dynamic web applications and services. It was first released in January 2002. It is an extension of the .NET framework and provides a robust and scalable platform for creating web applications. It provides fantastic integration of HTML, CSS and JavaScript. It is built on the Common Language Runtime (CLR) and allows programmers to write code using any supported .NET language.

Our ASP.NET Tutorial includes all topics of ASP.NET Tutorial such as ASP.Net introduction, features, project, example, server controls, labels, textbox, button, hyperlink, radiobutton, calender, checkbox, fileupload, events handling, authentication, webforms model binding, html server control, compare validdator, range validator, validation summary, mvc introduction, mvc project, view, validation, entity framework, authentication etc..

NODE.JS



Node.js is an open-source, server-side runtime environment that allows you to build scalable and high-performance web applications. It uses JavaScript as its programming language, which makes it possible to develop both the front-end and back-end of web applications using a single language.

Node.js is built on Chrome's V8 JavaScript engine, which compiles JavaScript code into machine code at runtime, resulting in fast and efficient execution. It utilizes an event-driven, non-blocking I/O model, making it well-suited for handling concurrent requests and real-time applications.

HTML



HTML (Hypertext Markup Language) is the standard markup language used for creating the structure and content of web pages. It provides a set of elements and tags that define the various components of a web page and their relationships. Browsers use HTML to interpret and display web content to users.

CSS



CSS (Cascading Style Sheets) is a styling language used to describe the presentation and visual appearance of HTML and XML documents. It allows you to define styles, layouts, and formatting for web pages, enabling you to control the colors, fonts, sizes, positioning, and other visual aspects of elements on a webpage.

JAVASCRIPT



JavaScript is a high-level, interpreted programming language that is primarily used for adding interactivity and dynamic behavior to web pages. It is often referred to as the "language of the web" because it is supported by all major web browsers and allows developers to create interactive web applications.

JQUERY



jQuery is a fast, lightweight, and feature-rich JavaScript library designed to simplify client-side scripting and interaction with HTML documents. It provides a set of functions and methods that make it easier to manipulate the Document Object Model (DOM), handle events, create animations, make AJAX requests, and perform other common tasks in web development.

AJAX



AJAX (Asynchronous JavaScript and XML) is a web development technique that allows you to send and receive data from a server asynchronously without requiring a full page reload. It enables you to update parts of a web page dynamically, without disrupting the user experience.

ANGULARJS



AngularJS is a Javascript open-source front-end structural framework that is mainly used to develop single-page web applications(SPAs). It is a continuously growing and expanding framework which provides better ways for developing web applications. It changes the static HTML to dynamic HTML. Its features like dynamic binding and dependency injection eliminate the need for code that we have to write otherwise. AngularJS is rapidly growing and because of this reason, we have different versions of AngularJS with the latest stable being 1.7.9. It is also important to note that Angular is different from AngularJS. It is an open-source project which can be freely used and changed by anyone. It extends HTML attributes with Directives, and data is bound with HTML.

NOTEPAD++



Notepad++ is a popular free source code editor and text editor for Windows. It provides a lightweight and feature-rich environment for writing and editing code in various programming languages. Notepad++ supports syntax highlighting, code folding, auto-completion, search and replace, and many other useful features that enhance code editing productivity.

SCREENSHOT

BOOTCAMP: MINI PROJECT (E-COMMERCE WEBSITE)

ONLINE SPEAKER

LOGIN PAGE

The screenshot shows a web browser window with the URL `localhost:57048/CustomerPages/Login.aspx`. The page has a dark header with a logo on the left, a search bar in the center, and a 'Home' link and 'SIGNUP' button on the right. The main content area is light gray and contains a white login form titled 'LOGIN'. The form has two input fields: 'Enter Email' and 'Enter Password'. Below these is a 'Select User Type' section with three radio buttons: 'Customer' (selected), 'Supplier', and 'Admin'. At the bottom of the form is a dark blue 'LOGIN' button.

SIGNUP PAGE

The screenshot shows a web browser window with the URL `localhost:57048/CustomerPages/CustomerRegistration.aspx`. The page has a dark header with a logo on the left, a search bar in the center, and a 'Home' link and 'LOGIN' button on the right. The main content area is light gray and contains a white signup form titled 'CREATE YOUR ACCOUNT'. The form has six input fields: 'Enter Full Name', 'Enter Address', 'Enter Phone', 'Enter Email', 'Enter Password', and 'Confirm Password'. At the bottom of the form is a dark blue 'SIGN UP' button. In the bottom right corner of the page, there is a 'Activate Windows' watermark with the text 'Go to Settings to activate Windows.'

CUSTOMER







HOME PAGE

← → ↻ localhost:57048/CustomerPages/CustomerHomePage.aspx

Search for products

Home Order History WELCOME, Pushkar LOGOUT Cart 2

SoundBar Speaker Home Theater System BookShelf Speaker Tower Speaker Smart Speaker

 <p>ProductName: Sony Black Dolby Atmos Enabled Speakers (Pair) Price: ₹ 5500 Available Stock: 44 View Add To Cart</p>	 <p>ProductName: Bose 809281-1100 Black Surround Speakers Price: ₹ 8000 Available Stock: 26 View Add To Cart</p>	 <p>ProductName: Sony HT-S20R Real 5.1ch Dolby Digital Soundbar for TV Price: ₹ 12000 Available Stock: 69 View Add To Cart</p>
 <p>ProductName: Boat Newly Launched Aavante Bar 1680D Bluetooth Soundbar with Dolby Audio</p>	 <p>ProductName: Sony SA-D40 4.1 Channel Multimedia Speaker System with Bluetooth (Black)</p>	 <p>ProductName: Philips Audio Mms8085B/94 2.1 Channel 80W USB Multimedia Speaker System</p>


Activate Windows
Go to Settings to activate Windows.

DETAILS PAGE

← → ↻ localhost:57048/CustomerPages/ProductDetails.aspx?ProductId=10007

Search for products

Home LOGOUT Cart 2



Artis BT914 60W Wireless Bluetooth Party Speaker
By Giresh Enterprise
(21 ratings)
30000.00
Availability: 20
Quantity:

Artis BT914 60W Wireless Bluetooth Party Speaker with EQ Mode/FM/USB/Aux in/TF Card & Wireless Mic. Description: Brand: Artis Item Dimensions LxWxH: 24 x 26 x 63 Centimeters Colour: Black

ADD TO CART







CART PAGE

← → ↻ localhost:57048/CustomerPages/CartDetails.aspx

Search for products

Home WELCOME, Pushkar LOGOUT Cart 2

Shopping Cart

PRODUCT ID	PRODUCT NAME	PRODUCT IMAGE	PRODUCT PRICE	PRODUCT QUANTITY	TOTAL AMOUNT	EDIT	DELETE
10002	Bose 809281-1100 Black Surround Speakers		8000	4	32000		
10003	Sony HT-S20R Real 5.1ch Dolby Digital Soundbar for TV		12000	1	12000		

Price Details

Price (1 item) ₹44000

Delivery Charges Free

PROCEED TO CHECKOUT



ORDER SUMMARY PAGE

← → ↻ localhost:57048/CustomerPages/OrderSummary.aspx?OrderId=1011

Search for products

Home Order History WELCOME, Pushkar LOG OFF

Order Summary

ORDER DATE	ORDER ID	PRODUCT NAME	PRODUCT IMAGE	PRODUCT PRICE	ORDER STATUS	ORDER QUANTITY	TOTAL AMOUNT
09-06-2023 00:00:00	1011	Bose 809281-1100 Black Surround Speakers		8000	PENDING	4	32000
09-06-2023 00:00:00	1011	Sony HT-S20R Real 5.1ch Dolby Digital Soundbar for TV		12000	PENDING	1	12000

Price Details

Grand Total ₹44000

Delivery Charges free





Thank you for placing order

ORDER HISTORY PAGE

← → ↻ localhost:57048/CustomerPages/OrderHistory.aspx

Search for products Home WELCOME, Pushkar LOG OFF Cart

Order Summary

ORDER DATE	ORDER ID	PRODUCT NAME	PRODUCT IMAGE	PRODUCT PRICE	ORDER STATUS	ORDER QUANTITY	TOTAL AMOUNT	STATUS
21-02-2023 00:00:00	1010	Bose Triple Black Home Speaker 500 With Amazon Alexa		20000	PENDING	3	60000	PENDING
20-02-2023 00:00:00	1006	Sony HT-S20R Real 5.1ch Dolby Digital Soundbar for TV		12000	PENDING	2	24000	PENDING
20-02-2023 00:00:00	1007	Bose Triple Black Home Speaker 500 With Amazon Alexa		20000	PENDING	3	60000	PENDING
20-02-2023 00:00:00	1007	Google Nest Audio Charcoal Smart Speaker		20000	PENDING	1	20000	PENDING

Windows
Go to Settings to activate Windows.

SUPPLIER

SUPPLIER SIGNUP PAGE

← → ↻ localhost:57048/SupplierPages/SupplierRegistration.aspx

Search for products LOG OFF







CREATE YOUR SUPPLIER ACCOUNT

HOME PAGE

← → ↻ localhost:57048/AdminPages/AdminHomePage.aspx

Search for products Home WELCOME, Gireesh Enterprise **SUPPLIER SIGNUP** **SIGNOUT**

[Customer Details](#) [Supplier Details](#) [Order Details](#) [Category Details](#)

 <p>ProductName: Sony Black Dolby Atmos Enabled Speakers (Pair) Price: ₹ 5500 Available Stock: 44 View</p>	 <p>ProductName: Bose 809281-1100 Black Surround Speakers Price: ₹ 8000 Available Stock: 26 View</p>	 <p>ProductName: Sony HT-S20R Real 5.1ch Dolby Digital Soundbar for TV Price: ₹ 12000 Available Stock: 69 View</p>
 <p>ProductName: Boat Newly Launched Aavante Bar 1680D Bluetooth Soundbar with Dolby Audio Price: ₹ 10000</p>	 <p>ProductName: Sony SA-D40 4.1 Channel Multimedia Speaker System with Bluetooth (Black) Price: ₹ 20000</p>	 <p>ProductName: Philips Audio Mms8085B/94 2.1 Channel 80W USB Multimedia Speaker System Price: ₹ 25000</p>

Activate Windows
Go to Settings to activate Windows.

ADD CATEGORY

← → ↻ localhost:57048/SupplierPages/AddCategory.aspx

Search for products Home **LOG OFF**

[Home](#) [Add Category](#) [Add Product](#) [View Category](#) [View Product](#)

ADD CATEGORY

Enter Category Name

Enter Category Description

ADD CATEGORY

ADD PRODUCT PAGE

localhost:57048/SupplierPages/AddProduct.aspx

Search for products

Home LOGOUT

Home Add Category Add Product View Category View Product

ADD PRODUCT

Choose File No file chosen

SoundBar Speaker

Activate Windows
Go to Settings to activate Windows.

VIEW CATEGORY PAGE

localhost:57048/SupplierPages/ViewCategory.aspx

Home LOG OFF


Order Details Product Details Customer Details Supplier Details Category Details

Enter text to Search Enter text to Filter

Category ID	Category Name	Category Description	EDIT	DELETE
2001	SoundBar Speaker	Soundbars are the way to improve your TV audio quality. Installing them is simple as plugging a power cord into your wall outlet or surge protector and then connecting an HDMI or audio cable to your T		
2002	Home Theater System	An audio/video entertainment center has large-screen TV and high fidelity audio system with at least three speakers in the front, left and right speakers in the rear.		
2003	Tower Speaker	Most stretch three to four feet off the ground. Although the size of a speaker has little or no correlation with sound quality, large speakers are usually louder.		
2004	Bookshelf Speaker	Bookshelf speakers are a great to tower speakers, especially for smaller spaces. They're significantly smaller and equipped with a tweeter and a woofer.		
2005	Smart Speaker	Once connected, you can control them from an app on your phone or use voice commands to play music from all of the best streaming services.		


ADMIN**HOME PAGE**

localhost:57048/AdminPages/AdminHomePage.aspx




Home WELCOME, Admin
SUPPLIER SIGNUP
SIGNOUT


[Customer Details](#)
[Supplier Details](#)
[Order Details](#)
[Category Details](#)




ProductName: Sony Black Dolby Atmos Enabled Speakers (Pair)
Price: ₹ 5500
Available Stock: 44
[View](#)




ProductName: Bose 809281-1100 Black Surround Speakers
Price: ₹ 8000
Available Stock: 26
[View](#)




ProductName: Sony HT-S20R Real 5.1ch Dolby Digital Soundbar for TV
Price: ₹ 12000
Available Stock: 69
[View](#)



ProductName: Boat Newly Launched Avante Bar 1680D Bluetooth Soundbar with Dolby Audio
Price: ₹ 10000
Available Stock: 25
[View](#)




ProductName: Sony SA-D40 4.1 Channel Multimedia Speaker System with Bluetooth (Black)
Price: ₹ 20000
Available Stock: 15
[View](#)



ProductName: Philips Audio Mms8085B/94 2.1 Channel 80W USB Multimedia Speaker System
Price: ₹ 25000
Available Stock: 15
[View](#)

Customer Details




Home WELCOME, Admin
LOGOUT

[Customer Details](#)
[Supplier Details](#)
[Order Details](#)
[Category Details](#)

CustomerId	CustomerName	CustomerAddress	CustomerPhone	CustomerEmail	CustmoerPassword	Status
3	Pushkar	Vasco	987456120	pushkar@gmail.com	Pushkar123	0
4	Saish Mainkar	Sanguem	9632587410	saish@gmail.com	Saish123	0
5	Alison	Bicholim	9517532580	alison@gmail.com	Alison123	0
6	Disha Malvankar	Margoa	9631474560	disha@gmail.com	Disha123	0
7	Siddhant	Porvorim	7854122014	siddhant@gmail.com	Sid123	0
8	Rohan Kadangale	Margao	7894561230	rohan@gmail.com	Rohan123	0

Supplier Details



[Home](#) [WELCOME, Admin](#)

[LOGOUT](#)

[Customer Details](#)


[Supplier Details](#)

[Order Details](#)

[Category Details](#)

SupplierId	SupplierName	SupplierAddress	SupplierPhone	SupplierEmail	SupplierPassword	Status
3	Giresh Enterprise	Pune	9514753208	giresh@gmail.com	Giresh123	0
4	VR Mandrekar	Mumbai	9412365478	mandrekar@gmail.com	Mandrekar123	0
5	JBL Store	Pernem	9632587410	jbl@gmail.com	jbl123	0

Order Details




[Home](#) [WELCOME, Admin](#) [LOGOUT](#)

[Customer Details](#) [Supplier Details](#) [Order Details](#) [Category Details](#)

ORDER DATE	ORDER ID	CUSTOMER ID	STATUS
19-02-2023 00:00:00	1001	3	PENDING
19-02-2023 00:00:00	1002	3	PENDING
19-02-2023 00:00:00	1003	3	PENDING
20-02-2023 00:00:00	1004	4	PENDING
20-02-2023 00:00:00	1005	8	PENDING
20-02-2023 00:00:00	1006	3	PENDING
20-02-2023 00:00:00	1007	3	PENDING
21-02-2023 00:00:00	1008	4	PENDING
21-02-2023 00:00:00	1009	8	PENDING
21-02-2023 00:00:00	1010	3	PENDING

Category Details



Home

WELCOME, Admin

LOGOUT

Customer Details

Supplier Details

Order Details

Category Details

CATEGORY ID	CATEGORYNAME	CATEGORY DESCRIPTION
2001	SoundBar Speaker	Soundbars are the way to improve your TV audio quality. Installing them is simple as plugging a power cord into your wall outlet or surge protector and then connecting an HDMI or audio cable to your T
2002	Home Theater System	An audio/video entertainment center has large-screen TV and high fidelity audio system with at least three speakers in the front, left and right speakers in the rear.
2003	Tower Speaker	Most stretch three to four feet off the ground. Although the size of a speaker has little or no correlation with sound quality, large speakers are usually louder.
2004	Bookshelf Speaker	Bookshelf speakers are a great to tower speakers, especially for smaller spaces. They're significantly smaller and equipped with a tweeter and a woofer.
2005	Smart Speaker	Once connected, you can control them from an app on your phone or use voice commands to play music from all of the best streaming services.

TRAVEL STUDIO

LOGIN PAGE

travel studio

ABC Tours

EUR_DMC_CAM

Username

Password

English

☒ Single Sign On

LOG IN

Activate Windows
Go to Settings to activate Windows.

Show company news and updates

HOME PAGE

Home

IA

ABC Tours

travel studio

FIT Enquiries Created

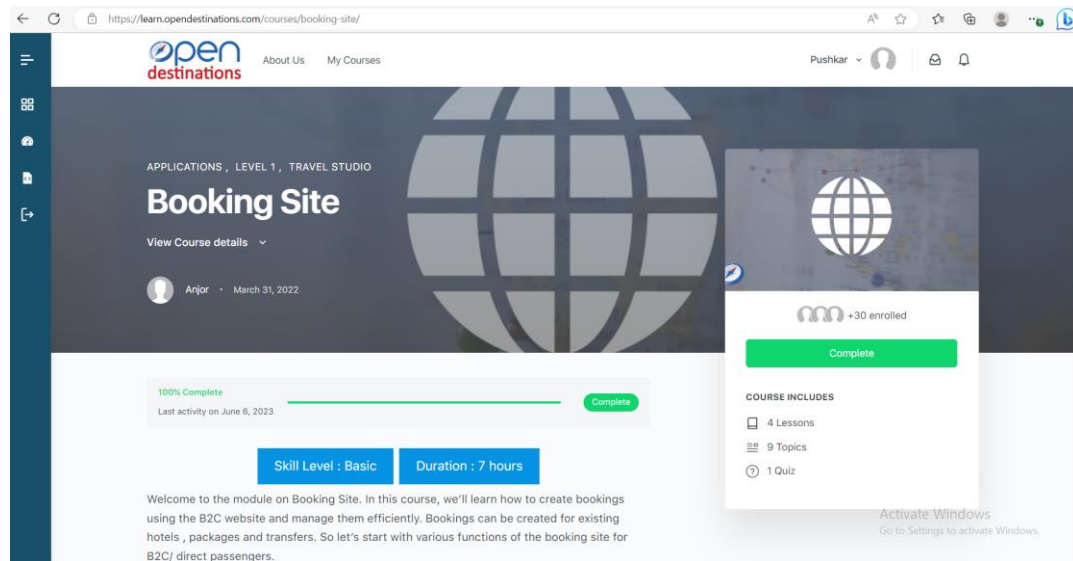
User:	Organisation:	Date	Amount	Status
AFIT13921	Andrew Harper - Austin	03 Jan 2024	EUR 0.00	Closed
AFIT13790	Andrew Harper - Austin	11 Sep 2023	EUR PRACTICE 5	Closed
AFIT13789	Frosch International - Houston	11 Oct 2023	USD 494.82	Closed
AFIT13785	Frosch International - Houston	11 Sep 2023	EUR PRACTICE 5	Closed
AFIT13784	Andrew Harper - Austin			Closed

Bookings Created

User:	Organisation:	Date	Amount	Status
AFIT332108	Shreya Garg	13 - 14 Mar 2023 (1 Night)	EUR 0.00	Pending
AFIT332107	Abercrombie & Kent USA, LLC	14 - 24 Feb 2023 (10 Nights)	EUR 4,000.00	Client Confirmed
AFIT332106	Abercrombie & Kent USA, LLC	17 - 28 Feb 2023 (11 Nights)	EUR 4,000.00	Client Confirmed
AFIT332105	John Carter	07 - 13 Feb 2023 (6 Nights)	USD 0.00	Pending
AFIT332104	Abercrombie & Kent USA, LLC			Client Confirmed

COURSE COMPLETE UNDER INTERNSHIP AND SELF STUDY

1. Booking Site Course

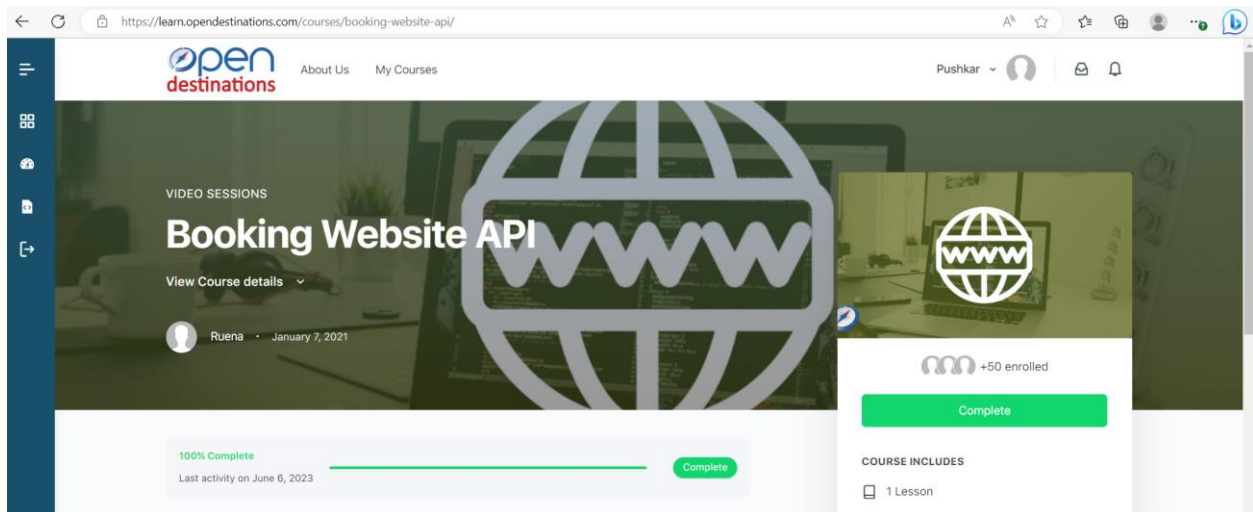


In this course, I learn how to create bookings using the B2C website and manage them efficiently. Bookings can be created for existing hotels, packages and transfers. So let's start with various functions of the booking site for B2C/ direct passengers. This course includes 4 lessons, 9 topics and 1 Quiz.

Under this course we will cover:

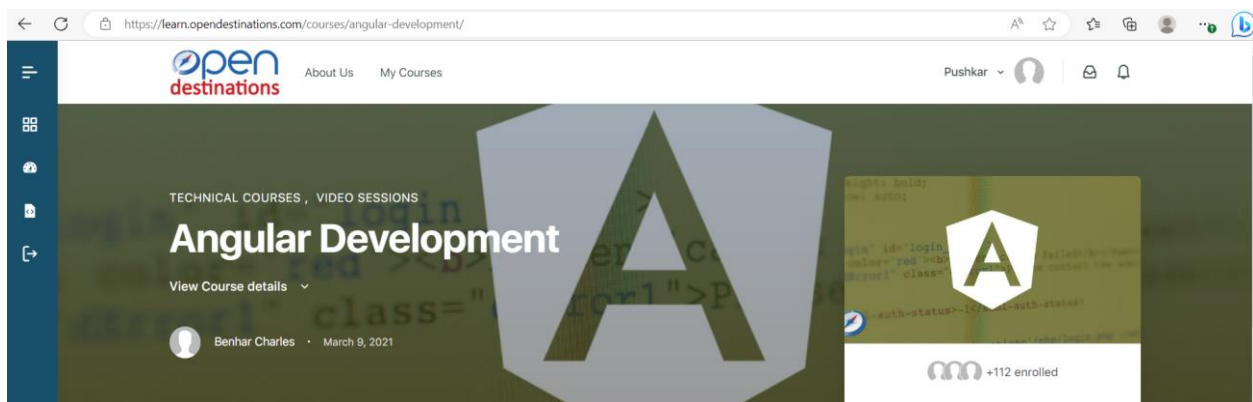
- How to access Passenger login
- How to search hotels, packages and transfers.
- How to create bookings for hotels, packages and transfers directly on the website.
- How to retrieve the existing bookings.

2. Booking Website API



In this Course, I learn about Booking Website API through a Video Session

3. Angular Development



In this course, you learned about the basics of Angular development. The course started with a practical demonstration on how to install Angular and create a new project. It covered the implementation of Angular components in TS V2

The course also provided a brief overview of important topics such as code structure and organization in Angular projects. It introduced debugging techniques for Angular applications and discussed how to effectively debug and troubleshoot code issues.

Furthermore, the course touched upon Webpack, a popular module bundler used in Angular projects. It explained the role of Webpack in bundling and optimizing code for better

performance. Additionally, it covered the concept of patch creation, which involves updating specific parts of an Angular application without replacing the entire application. Lastly, the course explored the loading of components, including the concept of lazy loading. It explained how lazy loading can be used to improve the initial loading time of an Angular application by loading components asynchronously, as and when they are needed.

Overall, the course consisted of 2 lessons and covered 4 main topics: installation and project creation, Angular component implementation using TSV2, code structure and debugging techniques, and important concepts such as Webpack, patch creation, and loading of components. The course likely included practical examples and demos to enhance understanding and provide hands-on experience.

INTERNSHIP TIMELINE

FEBRUARY 2023	TASKS
01st Feb 2023	<ul style="list-style-type: none"> ➤ Formal Orientation Program and Started With Bootcamp Training. ➤ Bootcamp <ul style="list-style-type: none"> ○ .NetFramework ○ ASP.NET ○ HTML ○ CSS ○ JAVASCRIPT
02nd - 3rd Feb 2023	<ul style="list-style-type: none"> ➤ Bootcamp <ul style="list-style-type: none"> ○ Page Life Cycle ○ State Management ○ Control Statement ○ ASP.NET Life Cycle Event ○ Array ○ OOP Concepts
06th - 10th Feb 2023	<ul style="list-style-type: none"> ➤ Bootcamp <ul style="list-style-type: none"> ○ C# ○ SQL Server ○ ADO.NET ○ Three Tier Architecture ○ AJAX
13th - 17th Feb 2023	<ul style="list-style-type: none"> ➤ Bootcamp <ul style="list-style-type: none"> ○ Mini Project (E-commerce Website - ONLINE SPEAKER) ○ Online Test
20th - 21 Feb 2023	<ul style="list-style-type: none"> ➤ Bootcamp <ul style="list-style-type: none"> ○ Mini Project Review
22nd - 28th Feb 2023	<ul style="list-style-type: none"> ➤ Product Training <ul style="list-style-type: none"> ○ Travel Domain Entities ○ Products ○ Service Maintenance ○ Agent ○ Passenger ○ Booking
MARCH 2023	
01st - 07th Mar 2023	<ul style="list-style-type: none"> ➤ Product Training <ul style="list-style-type: none"> ○ Allocation ○ Package ○ Departure ○ Cancellation Policy ○ Finance

	<ul style="list-style-type: none"> ○ Online Test
08th - 14th Mar 2023	<ul style="list-style-type: none"> ➤ Revision / Adding more functionality to the Mini Project <ul style="list-style-type: none"> ○ AutoComplete user interface using jQuery.
15th - 24th Mar 2023	<ul style="list-style-type: none"> ➤ Technical Product Training <ul style="list-style-type: none"> ○ Basic Implementation of TS & TSV2 ○ Development Process ○ TS Database Structure ○ Implementation SQL Queries ○ SVN ○ Setting Up TSV2 ○ Soap Web Web Services and WSDL ○ LINQ ○ Debugging Website ○ SQL Profiler
27th - 31st Mar 2023	<ul style="list-style-type: none"> ➤ Technical Product Training <ul style="list-style-type: none"> ○ MVC ○ AngularJS ○ TSV2 New Architecture flow
APRIL 2023	
01st - 05th April 2023	<ul style="list-style-type: none"> ➤ Technical Product Training <ul style="list-style-type: none"> ○ Directives ○ Components ○ NodeJS ○ VS Code ○ NPM ○ TSV2 VS Code Architecture ○ Installation of VS code and ItineraryBuilder component test
06th - 07th April 2023	<ul style="list-style-type: none"> ➤ On Job Training (OJT) <ul style="list-style-type: none"> ○ Configuration of API and TSV2 ○ SQL Profiler ○ Table involved in booking ○ JIRA ○ Debugging SQL Stored Procedure
10th - 14th April 2023	<ul style="list-style-type: none"> ➤ On Job Training (OJT) <ul style="list-style-type: none"> ○ Dynamic Queries ○ Debugging API error ○ Jira Task ○ Debugging TSV2, API & Batch query for the common issue ○ Support portal ○ Commit mail ○ SVN commands, SVN revert & resolving conflicts and compilation

	<ul style="list-style-type: none"> errors ○ TS, TSV2 & TSWS build installation ○ TS code folder structure to show the SP, UDF & Support script ○ SOAP UI for B2C Request
17th - 28th April 2023	<ul style="list-style-type: none"> ➤ On Job Training (OJT) <ul style="list-style-type: none"> ○ Jira tickets ○ Debugging TSV2
MAY 2023	
1th - 11th May 2023	<ul style="list-style-type: none"> ➤ On Job Training (OJT) <ul style="list-style-type: none"> ○ Jira tickets
12th - 31 May 2023	<ul style="list-style-type: none"> ➤ DEVELOPMENT TEAM (e-Commerce Roadmap) <ul style="list-style-type: none"> ○ Jira tickets
JUNE 2023	
01st - Till Date	<ul style="list-style-type: none"> ➤ DEVELOPMENT TEAM (e-Commerce Roadmap) <ul style="list-style-type: none"> ○ LMS Course ○ Jira tickets

INTERNSHIP EXPERIENCE

It was a wonderful experience working in a renowned workspace. I also learned the importance of continuous learning and staying updated with new technologies, which is equally crucial as working on any particular technology. Open Destinations Infotech Pvt. Ltd. provided ample training opportunities, making it convenient for us to explore and learn new technologies independently.

The company is filled with software professionals who are more than willing to mentor us at every step. It was a completely different environment compared to student life, with new roles and responsibilities. The entire team is friendly and always ready to lend a helping hand.

I have been offered the position of Junior Software Developer. Our journey began with Bootcamp training, conducted by Mr. Nagesh Patil (Technical Trainer). Through this training, he not only sharpened my programming skills and knowledge of programming concepts but also provided valuable insights. Mr. Nagesh Patil has been an exceptional professional trainer who remained composed and patiently addressed our queries and doubts, greatly contributing to our understanding of the concepts.

Subsequently, we underwent Product Training, guided by Mr. Alfredo Fernandes (Sr. Product Trainer), where we were taught how the product operates. This was followed by Technical Product Training, once again conducted by Mr. Nagesh Patil. During this training, he familiarized us with the product's architecture and implementation methodologies.

Lastly, we had the privilege of undertaking On-the-Job Training (OJT) under the guidance of Mr. Rupesh Korgaukar (Team Lead & OJT Trainer). He provided us with practical knowledge and guided us on our tasks and work approach.

After all the training and tests were completed, we were assigned into different teams. I was assigned to the E-commerce Roadmap Team under the guidance of Mr. Gaurav Verlekar (Technical Project Manager) and Mr. Irshad Shaikh (Team Lead). We have 10 members in our team. First, I was assigned issues which needed to be tested and analyzed and fixed. Then later I had given courses to learn on Booking site, Angular development and Booking website api.

REFERENCES

- <https://www.w3schools.com/>
- <https://www.geeksforgeeks.org/>
- <https://www.javatpoint.com/c-sharp-tutorial>
- <https://chat.openai.com/>
- <https://angularjs.org/>
- <https://www.tutorialspoint.com/asp.net/index.htm>
- <https://learn.microsoft.com/en-us/aspnet/tutorials>
- <https://nodejs.dev/en/learn/>
- <https://developer.mozilla.org/en-US/docs/Web/Guide/AJAX>
- <http://api.jquery.com/jquery.ajax/>